



# SwipeSimple Product Line:

Payments, Terminal, and Register Software  
Online Dashboard & Virtual Terminal

July 2022



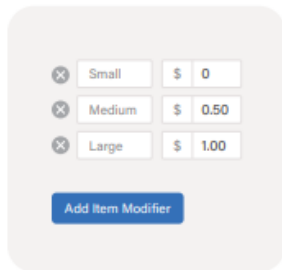
# Contents

- NEW: SwipeSimple Register
- SwipeSimple Overview: Now Three Software Tiers
- Aries8 Peripherals
- iEntry Updates
- Optional Merchant Addendum
- Cash Discount Update
- Support Reminder
- Register Deep Dive
- All Software Tiers
  - Payments, Terminal, Register
  - Business Types
  - Sales Enablement

# NEW: SwipeSimple Register Software

The POS system packed with time-saving features.

## FEATURES

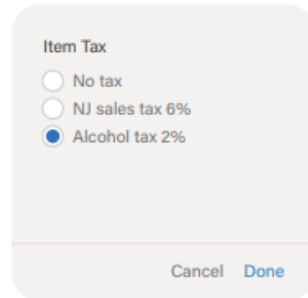


### Item Modifiers

Make order modifications quick and automatic to save time and ring up customized orders faster.

### Item Level Tax Rates

Easily assign different tax rates to individual items to collect exactly the right tax on every transaction.



## PAX Aries8



PAX A80



PAX A920

+ Mobile app, VT, BYOD Android/iOS Tablet

## ACCESSORIES



### Receipt printers

Easily customize your setup with USB-connected peripherals.

### Cash drawers

Quickly accept every type of payment, including cash. This automatic cash drawer holds five bill denominations and eight coin slots.



# Now Three Software Tiers (on FD Omaha or TSYS)

**NEW—Launching on July 20th**



Software tiers are set at the total merchant level.

Move a merchant up to Register and unlock new features for all devices like Mobile, Invoicing, Subscriptions, Virtual Terminal and more!!

## SwipeSimple Register

- Add “light” POS features for retail and QSR with item modifiers and item-level taxes
- Can run on a PAX Aries8 with optional Star Micronics cash drawers and printers
- Includes **SwipeSimple Payments** with no additional buy rate

### Compatibility

**PAX Aries8**

PAX A80/A920

SWIFT B200/B250

Mobile app and VT

BYOD Android/iOS Tablet

## SwipeSimple Terminal

- Expand **SwipeSimple** to a PAX A80 or A920 terminal
- Provide merchants with an **omnichannel** solution with cloud inventory
- Includes **SwipeSimple Payments** with no additional buy rate

### Compatibility

**PAX A80/A920**

SWIFT B200/B250

Mobile app and VT

BYOD Android/iOS Tablet

## SwipeSimple Payments

(previously “mPOS”)

- App-based BYOD smartphone solution (card readers optional)
- Merchants can take payments on the go and send digital receipts + offline mode
- **Comes with online SwipeSimple Dashboard, Invoicing, Subscriptions, Virtual Terminal and more!!**

### Compatibility

SWIFT B200/B250

Mobile app and VT

BYOD Android/iOS Tablet

## Extras

- **NEW** – *Unlimited* users with no buy rate per additional user, effective July 1<sup>st</sup>, 2022
- Standard %/\$ cash discounting on all devices + VT with separate buy rate
- Additional devices/multi-MID at one reduced buy rate, irrespective of software tier



**Upsell**

as merchants grow  
with SwipeSimple

# Aries8 Peripherals for SwipeSimple Register



- The following peripherals will be available through deployment to pair with the Aries8 running SwipeSimple Register:



- **ENS 367-3884 Stand**—professional looking swivel stand that can be screwed into a merchant's countertop and securely hold the Aries8



- **ENS 367-3408 Base**—optional for those merchants that do not want to screw down their swivel stand; includes both rubber and 2x sided sticky tape bottoms



- **Star Micronics 13x13 Cash Drawer (recommended)**—compact cash drawer with 4 bill holders and 5 coin slots; this looks great with an ENS swivel stand on top



- **Star Micronics 16x16 Cash Drawer**—large cash drawer with 5 bill holders and 8 coin slots; good for those merchants that accept far more cash than card



- **Star Micronics TSP143IIIU USB Printer**—thermal receipt printer that can also moonlight as a kitchen printer

- These peripherals are NOT compatible with the PAX A80/A920 or SwipeSimple Terminal
- A new hardware pricing sheet will be sent out with a revamped SwipeSimple section

# iEntry Updates—Coming July 20<sup>th</sup>

## Gateway section updates:

- Brand name change: *CardFlight* -> **SwipeSimple**
- Device/Model changes:
  - Now two options:
    1. Paysafe SwipeSimple – default
    2. SwipeSimple Reseller (VAR Only) – for partners that go direct & self-deploy

## Terminal section updates:

- Brand name change: *PAX, SWIFT etc.* -> **SwipeSimple**
- Device/Model changes:
  - Added SWIFT B200/B250 mobile readers along with the PAX Aries8
  - All devices are now tied to a software tier for onboarding purposes
  - Examples:
    - Select B200 (SwipeSimple Payments – mPOS) or B200 (SwipeSimple Register) if Register tier desired
    - Select PAX A80 (SwipeSimple Terminal) or PAX A80 (SwipeSimple Register) if Register tier desired
    - For the Aries8, the only option is Aries8 (SwipeSimple Register)

# New OPTIONAL Merchant Addendum

- Optional addendum not required for onboarding purposes
- Use as Rate Adjustment Addendum or CIT alternative
- Redesigned to include SwipeSimple Register and the Aries8 terminal and remove user section
- Merchants can now add/remove users within their SwipeSimple accounts on their own

SwipeSimple Addendum to Merchant Agreement				
Office Number: _____ Agent Number: _____ Sales Representative Number: _____				
Agent Name: _____ Agent Contact #: _____				
<input type="checkbox"/> New SwipeSimple Merchant		<input type="checkbox"/> Existing SwipeSimple Merchant (Select One):		
Merchant Number: _____		<input type="checkbox"/> Additional Device <input type="checkbox"/> Multi-Merchant Additional MID		
		<input type="checkbox"/> mPOS upgrade to Terminal		
		Existing Merchant Number: _____		
		Additional MID: _____		
Merchant Name (DBA): _____		Contact Name: _____		
Business Address: _____		Contact Phone: _____		
City, State, Zip: _____		Email Address: _____		
Equipment Information				
Select Equipment: <input type="checkbox"/> PAX Aries8 <input type="checkbox"/> PAX A920 <input type="checkbox"/> PAX A80 <input type="checkbox"/> Payments ("mPOS") Only				
Product Bundles & Pricing				
Product Bundles:	Quantity	Setup	Monthly	Transaction
<input type="checkbox"/> SwipeSimple Register, Payments (including Dashboard & Virtual Terminal)		\$	\$	\$
<input type="checkbox"/> SwipeSimple Terminal, Payments (including Dashboard & Virtual Terminal)		\$	\$	\$
<input type="checkbox"/> SwipeSimple Payments ("mPOS") (including Dashboard & Virtual Terminal)		\$	\$	\$
Add Ons:				
<input type="checkbox"/> SwipeSimple Cash Discount		\$	\$	\$
<input type="checkbox"/> SwipeSimple Additional Device or Multi-Merchant Additional MID				
<input type="checkbox"/> Additional Register		\$	\$	\$
<input type="checkbox"/> Additional Terminal		\$	\$	\$
<input type="checkbox"/> Additional Payments ("mPOS")		\$	\$	\$
Total Wireless (default) / Gateway Fees (Access):		\$	\$	\$
<b>NOTE: The above referenced fees will be added to your current pricing.</b> (Internal Use Only: Please add above fees to existing fees in the applicable system.)				
This SwipeSimple Addendum to Merchant Agreement (this "Addendum"), amends and modifies the Merchant Payment Card Application / Agreement (the "Merchant Agreement") by and among Paysafe Payment Processing Solutions, LLC ("Paysafe") and the Merchant named below ("Merchant"). Except as expressly modified by this Addendum, the terms and provisions of the Merchant Agreement are hereby affirmed and ratified. Hereafter, all references to the Merchant Agreement shall mean the Merchant Agreement as modified by this Addendum. No cross-outs, changes or modifications to this Addendum will be accepted or approved unless confirmed in writing by Paysafe. By signing below, Merchant hereby authorizes Paysafe to debit Merchant's checking account as designated in the Merchant Agreement, or as such checking account may be changed from time-to-time, for any amounts that may be owed by Merchant pursuant to this Addendum.				
Merchant Name (DBA): _____				
Principal Name (Print): _____				
Principal Signature: _____ Date: _____				

# Cash Discount Update

## SwipeSimple

Program type	Standard cash discount
Pricing markup	Manual by merchant
Parameters	Select CD % or flat \$ amount
Recommended parameters	<i>Recommend 4% pricing markup, 3.85% CD, 3.85% discount rate (DR) for credit</i>
Banks	PNC, Citizens, Woodforest
Platforms	FD Omaha, TSYS
Hardware	Register: PAX Aries8 + all other Terminal: PAX A80, A920 Payments: Swift B200, B250 +Virtual Terminal
Required pricing	Dual price or credit only
Required signage	At entry and point of sale
Merchants key in	Card Amount into terminal
Customer receipts show	CD adjustment lines for relevant transactions
Key selling point	Omnichannel CD; available on all software tiers
Agent buy rate	\$5/MID per month

- Cash discount is possible with Register software and the Aries8
- Standard %/\$ cash discount program
- Cash Discount Request Form still required

### Important:

**It is the agent's responsibility to inform and instruct merchants on both the required pricing and required signage for the CD program a merchant is placed on.**

If merchants fail to comply with these requirements, they may be found in violation by the card brands. This will negatively impact their processor experience, and potential result in monetary fines.

### Merchant Violations / Card Brands

- 1<sup>st</sup> Notification: Merchant will be notified and will have 30 days to remedy the violation(s).
- 2<sup>nd</sup> Notification: Merchant will be fined by the card brands. Fines start at \$1,000-\$5,000 and Paysafe will pass these on to the merchant.

# Support Reminder

## Level I Support

### Paysafe Tech Support

1-800-554-4777, option 2

[technicalsupport@merchant-info.com](mailto:technicalsupport@merchant-info.com)

## Level II Support

### CardFlight Support

1-800-783-5596


[support@swipesimple.com](mailto:support@swipesimple.com)

**CardFlight Support Center—great resource!**

<https://support.swipesimple.com/hc>



# SwipeSimple Register Deep Dive



# SwipeSimple Register Key Features

## Point of Sale capabilities



## Payment terminal capabilities



## Power and simplicity of SwipeSimple

- **Item Modifiers**
- **Item-Level Taxes**
- Optional cash drawer and printer peripherals on Aries8
- Record cash sales
- In-store elegance and efficiency

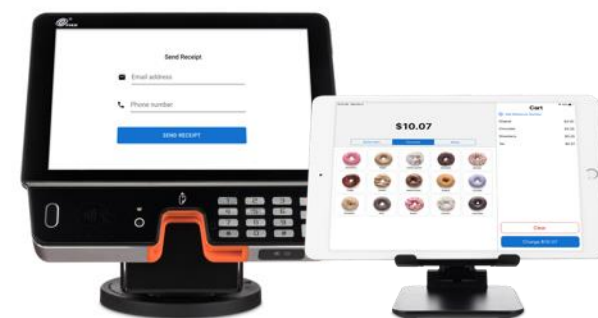
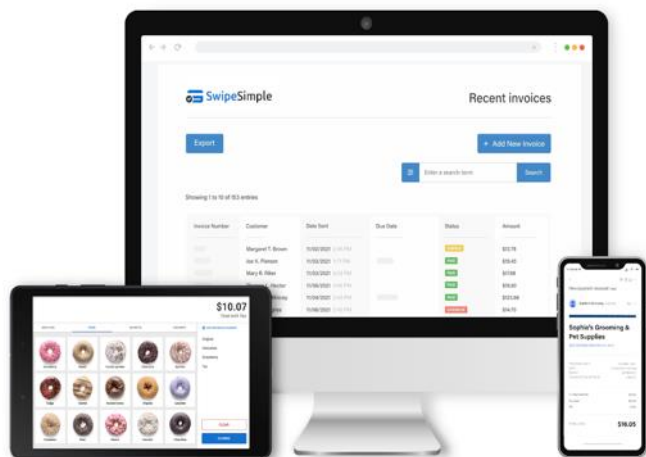
- Easily accepts card payments through swipe, dip or tap
- Card and device contactless
- Void and refunds on the device
- Post-Auth Tip Adjust
- Automatic and manual batching
- Debit Routing

- Modern interface for quick training and improved accuracy
- Customizable tip settings
- Digital receipts via SMS or email
- Full support for SwipeSimple Item Catalog
- Real-time inventory management and transaction history
- Access to **SwipeSimple Dashboard , Invoicing, Subscriptions, Virtual Terminal**

*All in a sleek, modern, all-in-one device*

# SwipeSimple Software Tier Overview

Partners

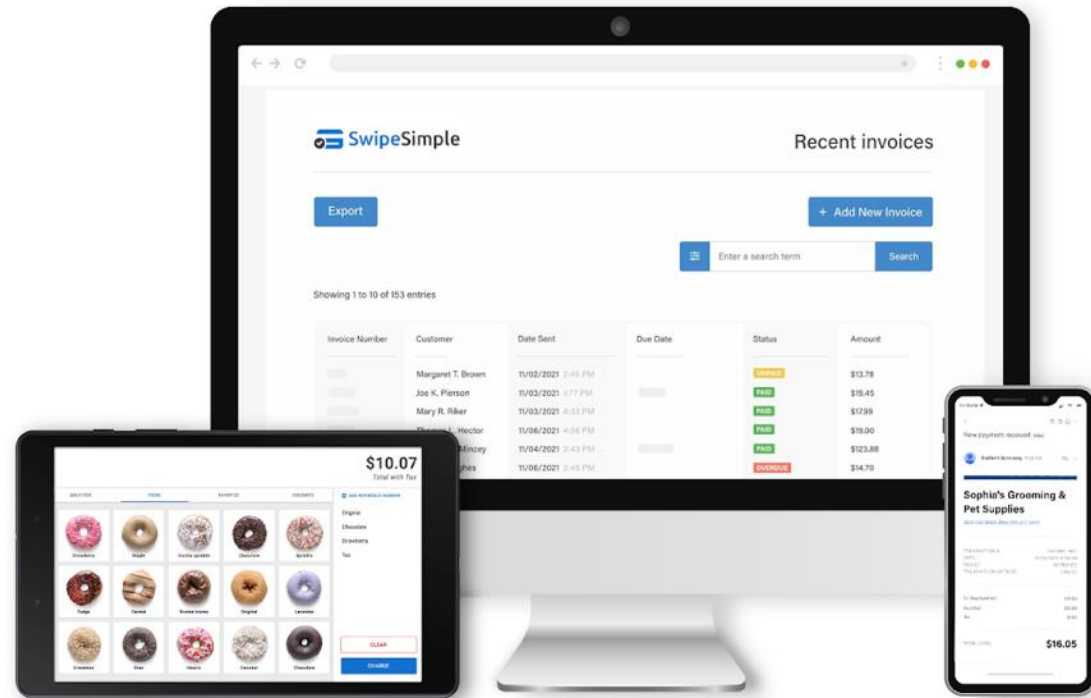


Product	SwipeSimple Payments	SwipeSimple Terminal	SwipeSimple Register
Software Package	SwipeSimple Payments- Included with all Software packages!	SwipeSimple Terminal	SwipeSimple Register
Recommended Devices	Phone, Tablet, Online Dashboard & Virtual Terminal	PAX A920, PAX A920 Pro, and PAX A80	PAX Aries 8, PAX A920, PAX A920 Pro, and PAX A80
Other Devices	N/A	Phone, Tablet, Online Dashboard & Virtual Terminal	Phone, Tablet, Online Dashboard & Virtual Terminal

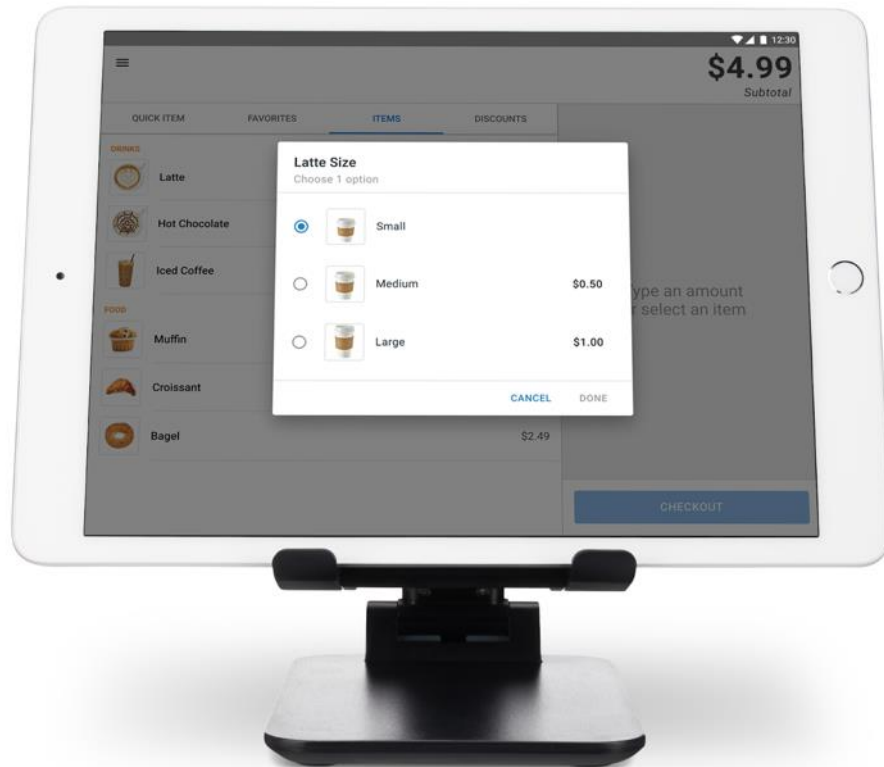
# Reminder: Every Register or Terminal Account gets SwipeSimple Payments

## What does my merchant get with SwipeSimple Payments?

- Access to the merchant dashboard
- Virtual Terminal with Level II and III
- Invoicing
- Recurring Payments
- Payment Links



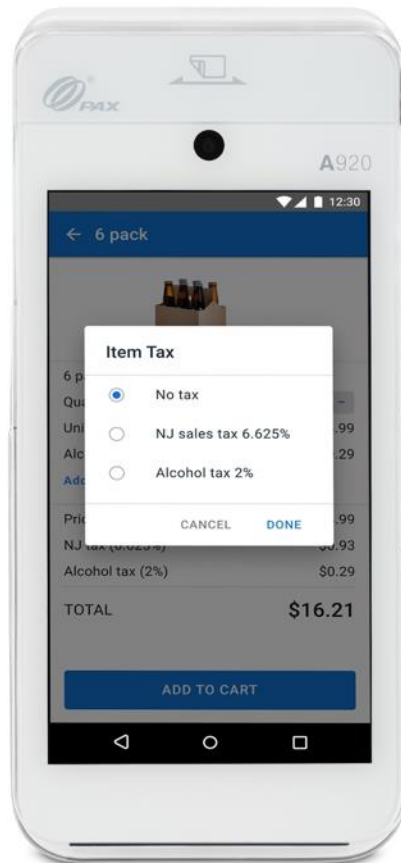
# Register Features: Item Modifiers



## Now merchants can streamline the in-store checkout flow

- Make order modifications quick and automatic to save time and ring up customized orders faster
- Automatically adjust item prices based on every modification, no mental math required
- Consolidate inventory and sales reports for more accurate bookkeeping

# Register Features: Item-Level Taxes



## Create custom tax rates for products in the Item Catalog

- Assign different tax rates to individual items to collect exactly the right tax on every transaction
- Effortlessly ring up taxable and nontaxable items in the same transaction
- Eliminate the guesswork and automatically calculate tax rates for different jurisdictions

# Register Features: Printer and Cash Drawer Support on Aries8



## Expanded 8-inch touchscreen delivers full Point of Sale capabilities

- Connect Star Micronics peripherals quickly and easily via USB
- Customizable with high-capacity receipt printers, different size cash drawers, or other hardware
- Expandable plug-and-play functionality lets merchants add more peripherals whenever they need them

# SMB Product – Feature Comparison Matrix

Parasoft



Hardware				
Countertop fixed register	SwipeSimple Register	Square Register	Clover Station	Vital Select
Smart terminal	SwipeSimple Terminal	Square Terminal	Clover Flex, Clover Mini	Vital Plus
BYOD smartphone	SwipeSimple Mobile App	Square Reader	Clover Go	Vital Mobile
BYOD tablet	SwipeSimple Tablet	Square Stand	-	-
Core applications				
Point of Sale	SwipeSimple Register	Square Point of Sale	Clover Point of Sale	Vital Point of Sale
Cloud based inventory & item tracking	SwipeSimple Reporting Dashboard	Square Inventory	Clover Point of Sale	Vital Back Office
Appointments	-	Square appointments	Clover Appointments	-
Virtual Terminal	SwipeSimple Payments	Square Virtual Terminal	Clover Virtual Terminal	-
Invoices	SwipeSimple Payments	Square Invoices	Clover Virtual Terminal	-
Card on File	SwipeSimple Payments	Square Customers	Clover Virtual Terminal	-
Subscriptions & installment payments	SwipeSimple Payments	Square Invoices	Clover Virtual Terminal	-
Ecommerce hosted payment pages	SwipeSimple Payments	Square Checkout	Clover Dashboard	-
Ecommerce payment processing APIs	-	Square APIs	-	-
Real time transaction reports	SwipeSimple Payments	Square Dashboard	Clover Reports	Vital Back Office
Top customer tracking	SwipeSimple Reporting Dashboard	Square Dashboard	Clover Insights	-
Customer records	SwipeSimple Reporting Dashboard	Square Customers	Clover insights	-
Business analytics	SwipeSimple Reporting Dashboard	Square Analytics	Clover Insights	Vital Back Office

Source: Brand public websites. Updated 2/22/2022

# Ideal merchants for SwipeSimple Register



**Deli & convenience stores**



**Local coffee & bakeries**



**Florists & gift shops**



**Auto Service & Repair**

Merchant pain point	Solving their pain point with SwipeSimple Register
Local coffee shop needs an easy solution for customizing each coffee order. They are forced to manually calculate the price for any add-ons.	<b>Key benefit:</b> <b>SwipeSimple Register</b> offers customizable Item Modifiers that allows merchants to include real time customizations and add-ons automatically.
Convenience store sells alcohol and tobacco along with other food items. They are unable to collect tax for alcohol and tobacco because their payment solution only allows single tax rates.	<b>Key benefit:</b> <b>SwipeSimple Register</b> offers customized tax rates that a merchant can select during checkout. They can also summarize their tax reports at the end of the day with <b>SwipeSimple Reporting Dashboard</b> .
A retail store needs an efficient way to build their Item Catalog, including different sizes for the items they sell.	<b>Key benefit:</b> <b>SwipeSimple Register</b> offers merchants a way to easily set up their item catalog with modifiers. They can upload items to automatically build out their Item Catalog, making their business more efficient.





# All SwipeSimple Software Tiers

Payments, Terminal, and Register Software

Business Types

Sales Enablement

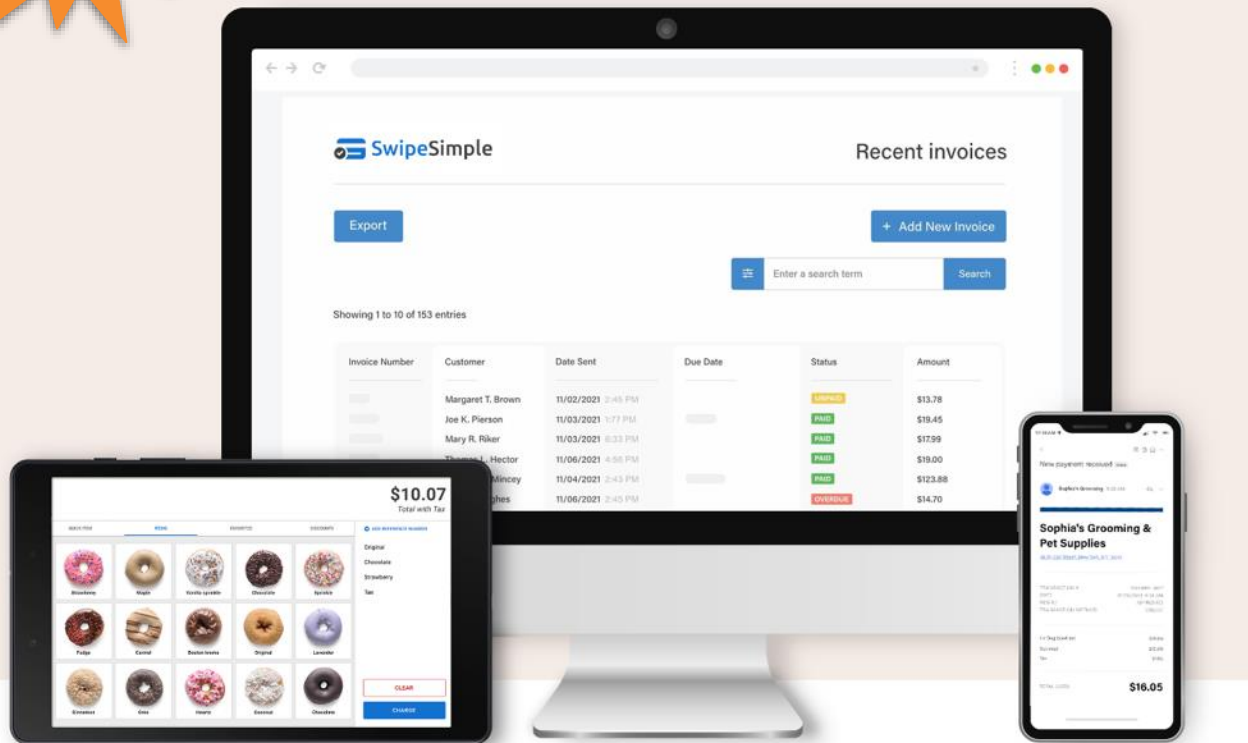


A large blue circular graphic on the left side of the slide, with a dark blue outer ring and a lighter blue inner circle.

# SwipeSimple Payments

# SwipeSimple Payments


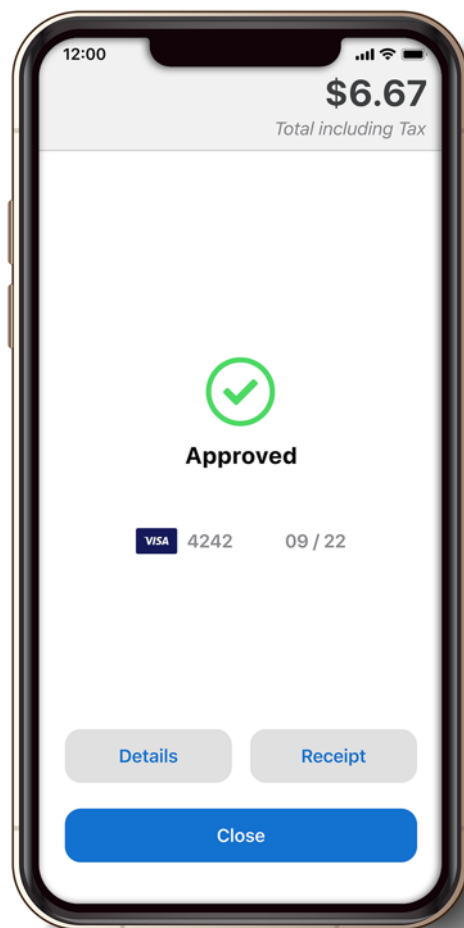
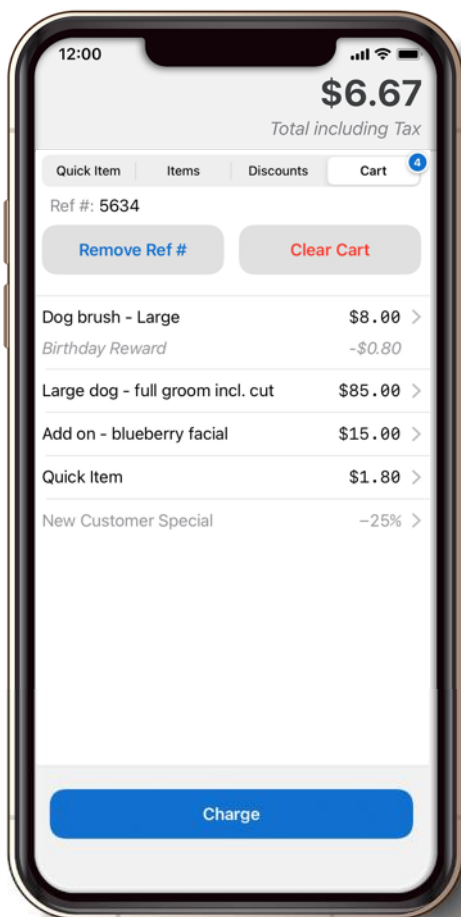
Same  
product, new  
name!



**Start taking payments right on your computer, tablet or phone.**

- Bill customers remotely with just a computer and web browser via invoicing, payment links, recurring payments and more
- Take credit cards wherever your business takes you with the SwipeSimple Mobile App
- Expand the capability of SwipeSimple with optional accessories like card readers and receipt printers
- Plus, the powerful tools and insights of **SwipeSimple Reporting Dashboard**

# SwipeSimple Payments on Mobile Devices



Works on Android and iOS devices



Custom tip presets make tipping more convenient for customers




Send email or SMS text receipts instantly



Cloud-based inventory, item tracking, & real-time transaction history

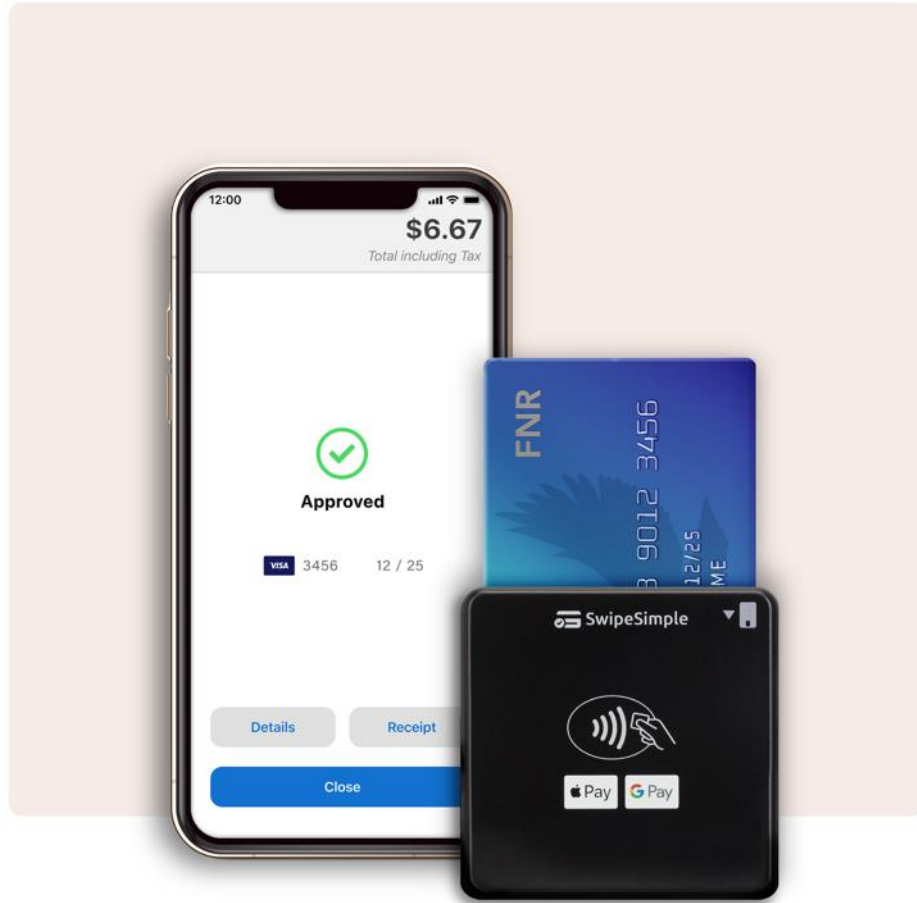


Multi-merchant and multi-user support



Offline mode lets merchants take payments anywhere, even with poor cell reception

# Card Reader Overview




Accepts all contactless NFC payments including Apple Pay and Google Pay



Built-in EMV Quick Chip speeds up chip card transaction times



Magnetic stripe reader lets you swipe any credit or debit card



## **Long battery life:**

B250 → 600 EMV transactions

B200 → 420 EMV transactions

# Ideal merchants for Payments on the go



## Service Providers of at-home services

- Skilled trades like **plumbers** and **electricians**
- Maintenance services like **housekeeping**, **landscaping**, and **pool cleaning**
- Vehicle service like **windshield repair**



## Businesses working in remote areas

- Roadside **auto services** and **towing**
- **Limousine** and **taxi fleets**
- Service providers working in **rural areas**
- Booths at **sporting events** and **festivals**



## Businesses with multiple technicians or service trucks

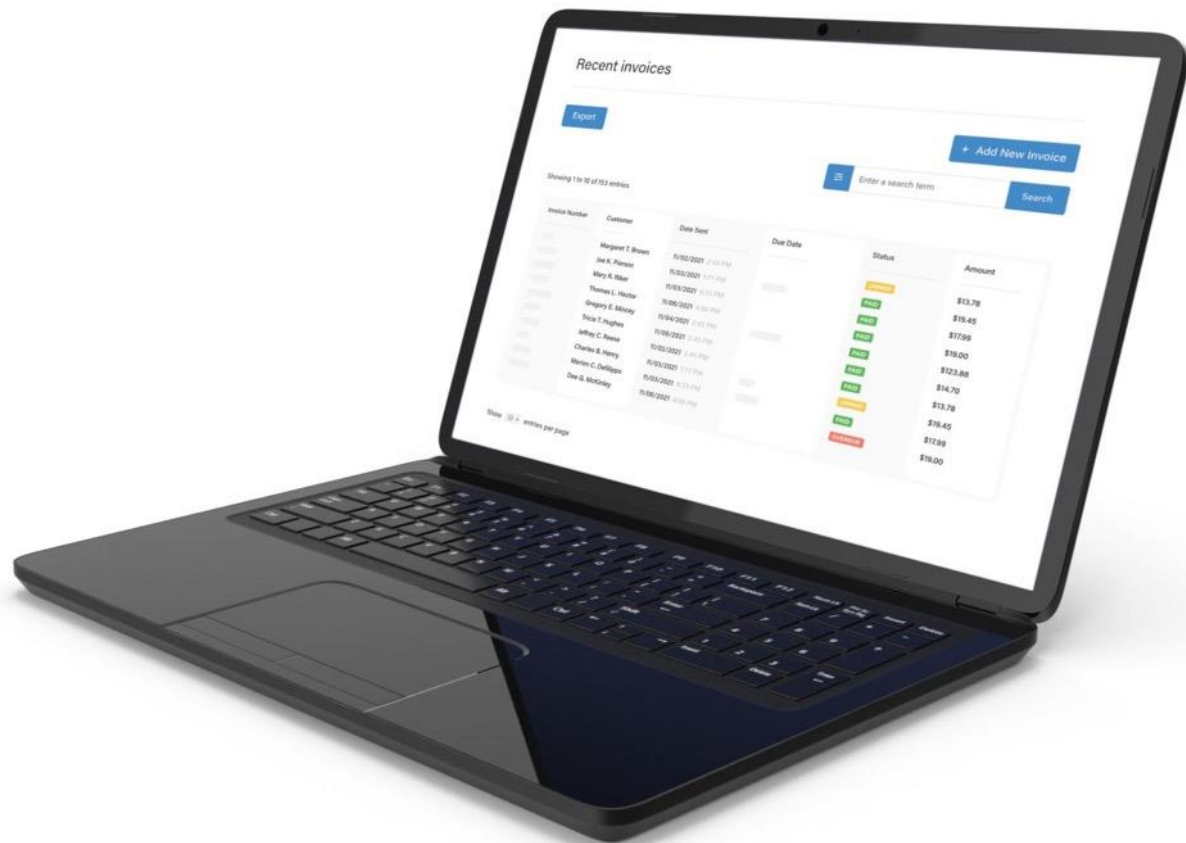
- 3-10 technicians
- Immediate **visibility to payments** at multiple service locations
- View all user transactions from **Merchant Web Dashboard**



## Specialty Retail and Food & Beverage in remote and open-air environments

- Food trucks
- Farmers' markets
- Art and craft shows
- Flea markets
- Street festivals

# SwipeSimple Payments on a Computer



Take payments faster and easier than ever



Optimize your interchange rates

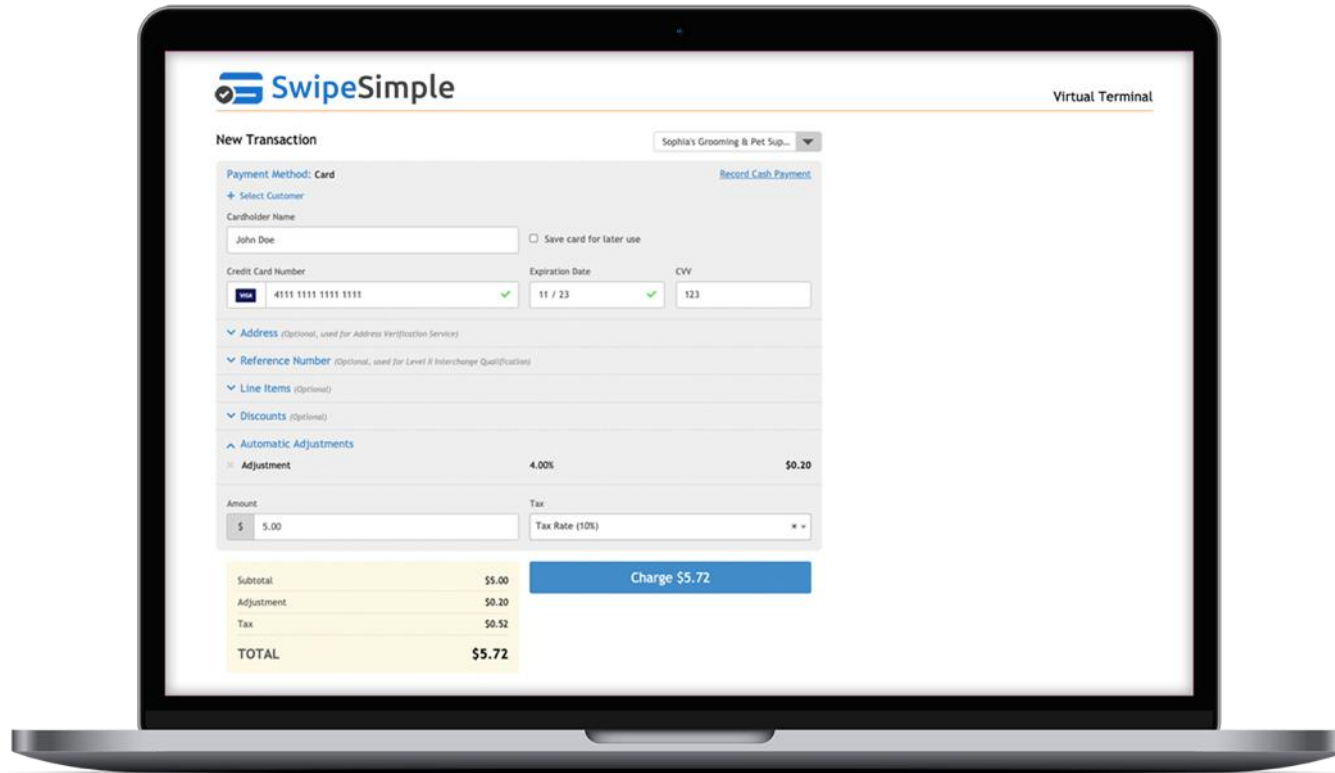


Invoice your customers and get paid directly



Get paid in one click with digital payment links

# Virtual Terminal



Start accepting payments right on your computer with SwipeSimple Virtual Terminal



Bill customers remotely or take payments over the phone



Optimize rates with **Address Verification Service** and **Level II & Level III** Interchange Qualification



Integrated **Item Catalog**, customized **tax rates**, and **saved cardholder info** for better efficiency

# Level II Interchange Qualification

## Level II Interchange Qualification

For web-based transactions, merchant enters a value into:

- Reference number field (i.e., PO number)
- Tax rate drop down

Everything else is done automatically!

## Additional Virtual Terminal Features

- Add tax rates, line items, and discounts
- Easily see total sale prior to charging cardholder
- Create charges against card on file
- Improve form field validation
- Smart preferences only show necessary sections

The screenshot displays a 'New Transaction' form with the following sections:

- Cardholder Information:** Cardholder Name (Bruce Wayne), Credit Card Number (4242 4242 4242 4242), Expiration Date (01 / 22), and CVV (123).
- Address:** Optional field for Address Verification Service.
- Reference Number:** Optional field for Level 2 Interchange Qualification.
- Line Items:** A table with columns for Description, Quantity, Unit Price, and Amount.

Description	Quantity	Unit Price	Amount
Batmobile	1	\$ 23,000.00	\$23,000.00
Insurance policy	1	\$ 1,500.00	\$1,500.00
Bat suit	1	\$ 2,600.00	\$2,600.00
- Discounts:** A table with columns for Description, Value, and Amount.

Description	Value	Amount
Clearance	-10%	\$2,710.00
- Tax:** Amount (\$ 27,100.00) and Tax rate (Kings County (8.875%)).
- Summary:** Sub total (\$27,100.00), Discounts (-\$2,710.00), Tax (\$2,164.61), and TOTAL (\$26,554.61).
- Action:** A blue button labeled 'Charge \$26,554.61'.

# Level III Interchange Qualification

## Level III Interchange Qualification

If the card BIN number meets the criteria for Level III, a transaction will attempt to qualify for Level III if the merchant enters:

- Reference Number
- Tax amount higher than \$0.00
- Commodity Code
- Line Item details
  - Description
  - Quantity
  - Unit Price
  - SKU
  - Unit of Measure

New Transaction Core: Tsys 01

[+ Select Customer](#)

Cardholder Name  ☐ Save card for later use

Credit Card Number  Expiration Date  CVV

[Address](#) (Optional, used for Address Verification Service)

[Reference Number](#) (Optional, used for Level II Interchange Qualification)

[Commodity Code](#)

[Line Items](#) (Optional)

Description	Quantity	Unit Price	Taxable	Amount
<input type="text" value="Large Hadron Collider"/>	<input type="text" value="1"/>	<input type="text" value="\$ 3,500.00"/>	<input checked="" type="checkbox"/>	\$3,500.00
SKU (Item ID) <a href="#">i</a>			Unit of Measure <a href="#">i</a>	
<input type="text"/>			<input type="text" value="Ampere (AMP)"/>	
<input type="text" value="Sprockets"/>	<input type="text" value="2"/>	<input type="text" value="\$ 700.00"/>	<input checked="" type="checkbox"/>	\$1,400.00
SKU (Item ID) <a href="#">i</a>			Unit of Measure <a href="#">i</a>	
<input type="text"/>			<input type="text" value="Ampere (AMP)"/>	

[+ Add Item](#)

[Discounts](#) (Optional)

Amount  Tax

Subtotal	\$4,900.00
Tax	\$426.30
<b>TOTAL</b>	<b>\$5,326.30</b>

[Charge \\$5,326.30](#)

# Ideal Merchants for Level II & III



Contracted Service Providers



Specialty Goods like PPE providers



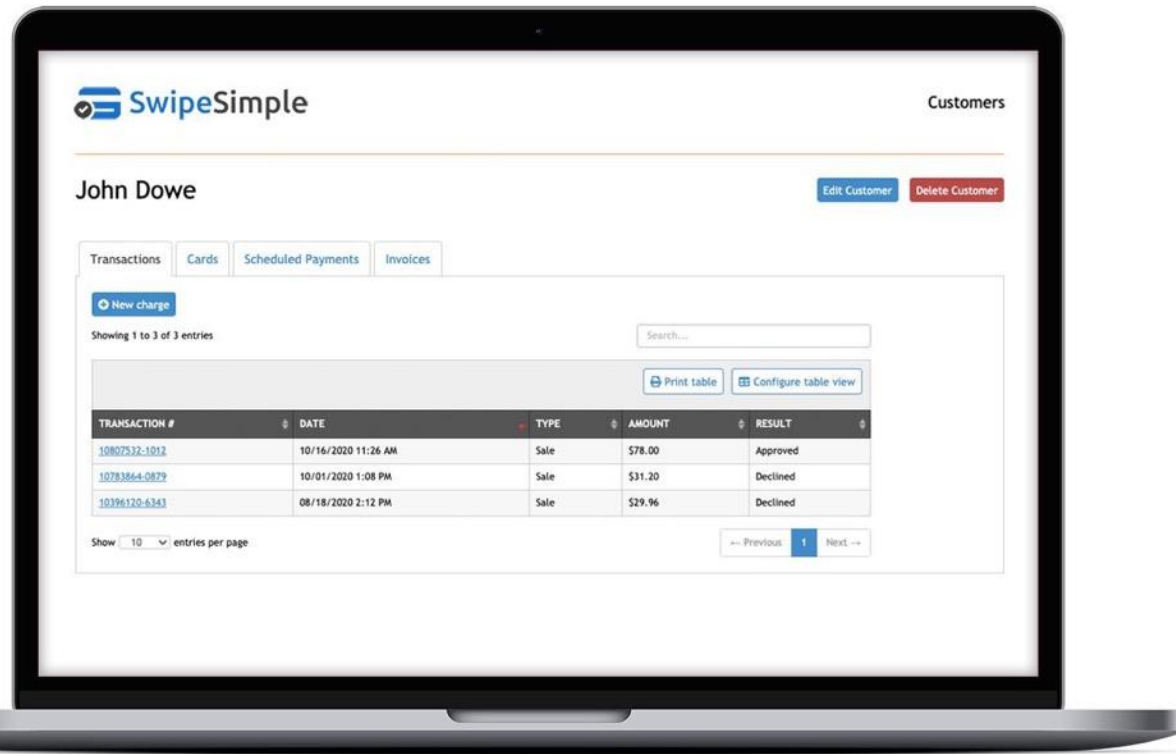
Professional Services



Large Ticket Goods like IT & HVAC

Merchant pain point	Solving pain point with SwipeSimple featuring Level II & III
Transaction fees on high ticket items are expensive	<b>Key benefit: Reduced interchange rates</b> When selling high-ticket goods to B2B and B2G customers, the merchant populates additional fields for the transaction to be submitted for Level II & Level III Interchange Qualification
On-going service contracts with local businesses or government agencies could qualify for lower interchange rates	<b>Key benefit: Merchants can save money on B2B and B2G rates</b> With SwipeSimple Virtual Terminal transactions, merchants potentially lower interchange rates when adding additional fields that will be submitted for Level II & Level III Interchange Qualification

# Customers Tab



Make future transactions faster and easier by keeping customer card information on file



Bill your customers automatically by scheduling weekly, monthly, or yearly payments

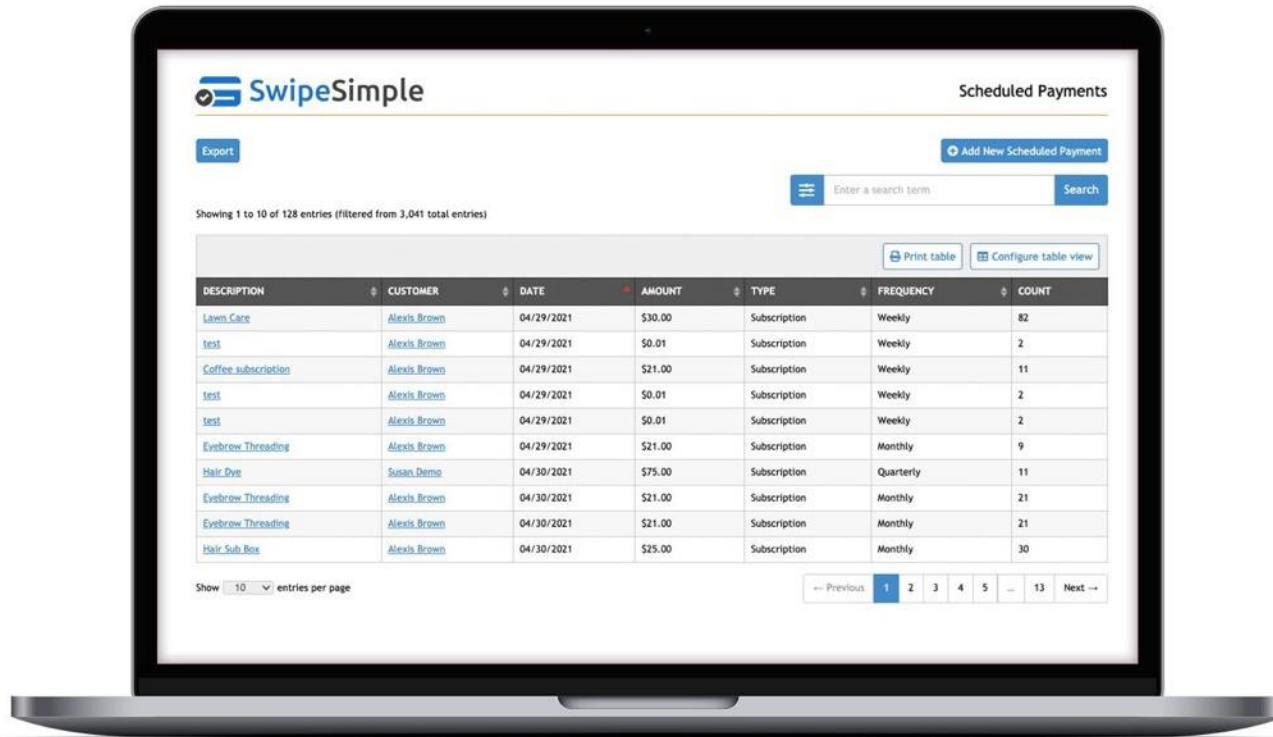


Access **saved customer information** when creating new transactions and invoices



Understand customers better with associated **past and upcoming transactions**

# Scheduling Payments



SwipeSimple Scheduled Payments

Export Add New Scheduled Payment

Showing 1 to 10 of 128 entries (filtered from 3,041 total entries)

Print table Configure table view

DESCRIPTION	CUSTOMER	DATE	AMOUNT	TYPE	FREQUENCY	COUNT
Laves Care	Alexis Brown	04/29/2021	\$30.00	Subscription	Weekly	82
test	Alexis Brown	04/29/2021	\$0.01	Subscription	Weekly	2
Coffee subscriptions	Alexis Brown	04/29/2021	\$21.00	Subscription	Weekly	11
test	Alexis Brown	04/29/2021	\$0.01	Subscription	Weekly	2
test	Alexis Brown	04/29/2021	\$0.01	Subscription	Weekly	2
Eyebrow Threading	Alexis Brown	04/29/2021	\$21.00	Subscription	Monthly	9
Hair Dye	Susan Demo	04/30/2021	\$75.00	Subscription	Quarterly	11
Eyebrow Threading	Alexis Brown	04/30/2021	\$21.00	Subscription	Monthly	21
Eyebrow Threading	Alexis Brown	04/30/2021	\$21.00	Subscription	Monthly	21
Hair Sub Box	Alexis Brown	04/30/2021	\$25.00	Subscription	Monthly	30

Show 10 entries per page

Previous 1 2 3 4 5 ... 13 Next



Bill your customers automatically by scheduling weekly, monthly, or yearly payments



Schedule a one time payment in advance

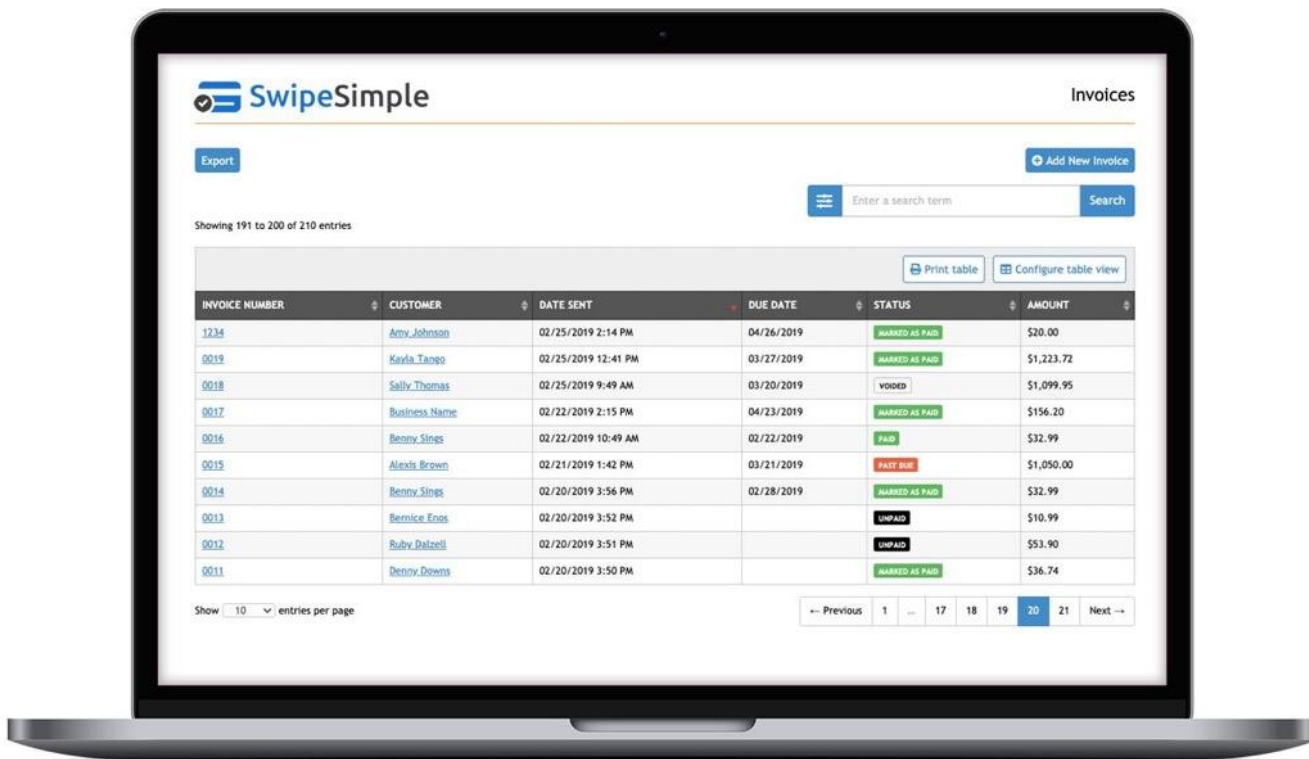


Break a large one time payment into installments



Offer recurring payments and subscriptions for ongoing services

# Invoices



SwipeSimple Invoices

Export Add New Invoice

Enter a search term Search

Showing 191 to 200 of 210 entries

Print table Configure table view

INVOICE NUMBER	CUSTOMER	DATE SENT	DUE DATE	STATUS	AMOUNT
1234	Amy Johnson	02/25/2019 2:14 PM	04/26/2019	MARKED AS PAID	\$20.00
0019	Karla Tango	02/25/2019 12:41 PM	03/27/2019	MARKED AS PAID	\$1,223.72
0018	Sally Thomas	02/25/2019 9:49 AM	03/20/2019	VOIDED	\$1,099.95
0017	Business Name	02/22/2019 2:15 PM	04/23/2019	MARKED AS PAID	\$156.20
0016	Benny Sines	02/22/2019 10:49 AM	02/22/2019	PAID	\$32.99
0015	Alexis Brown	02/21/2019 1:42 PM	03/21/2019	PAST DUE	\$1,050.00
0014	Benny Sines	02/20/2019 3:56 PM	02/28/2019	MARKED AS PAID	\$32.99
0013	Bernice Enos	02/20/2019 3:52 PM		UNPAID	\$10.99
0012	Ruby Dalzell	02/20/2019 3:51 PM		UNPAID	\$53.90
0011	Denny Downs	02/20/2019 3:50 PM		MARKED AS PAID	\$36.74

Show 10 entries per page

Previous 1 17 18 19 20 21 Next



Send customized invoices by **email** or **SMS text message**



Accept credit cards through a **simple, mobile-responsive** web form



**Customize** invoices with logo, color, notes, and promotional messages

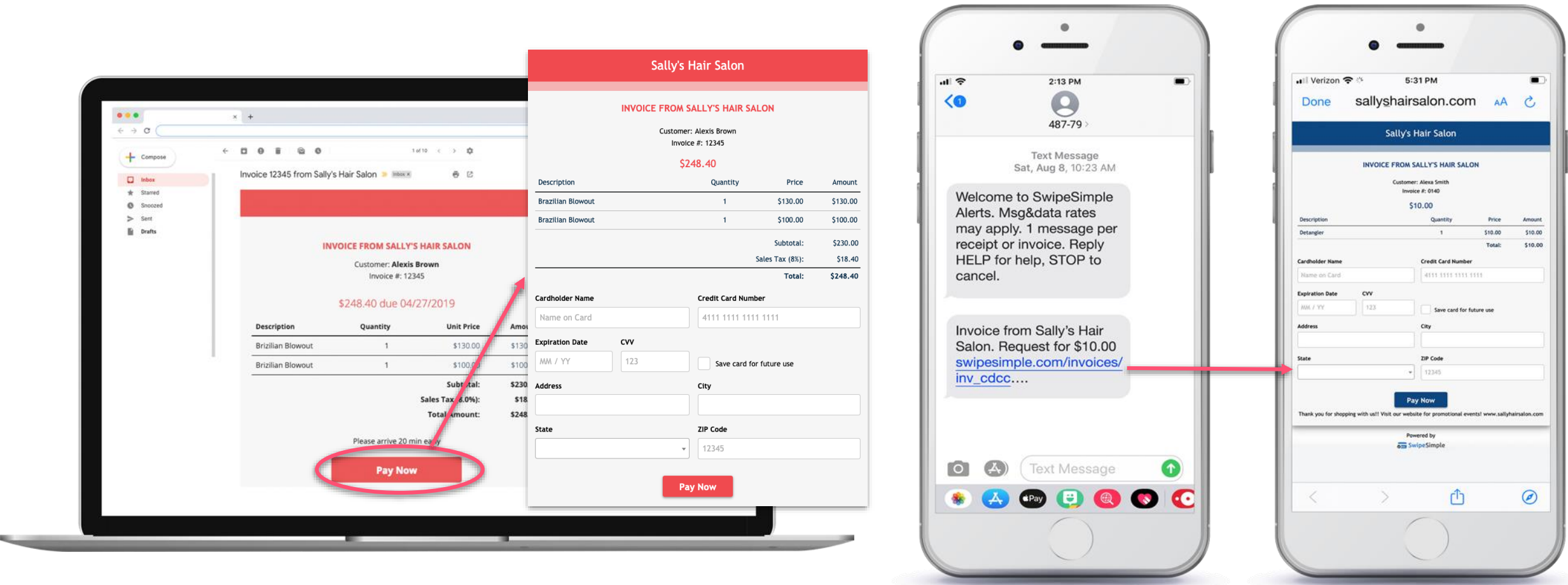


See all invoices in one place, and **easily track** which invoices are paid or unpaid

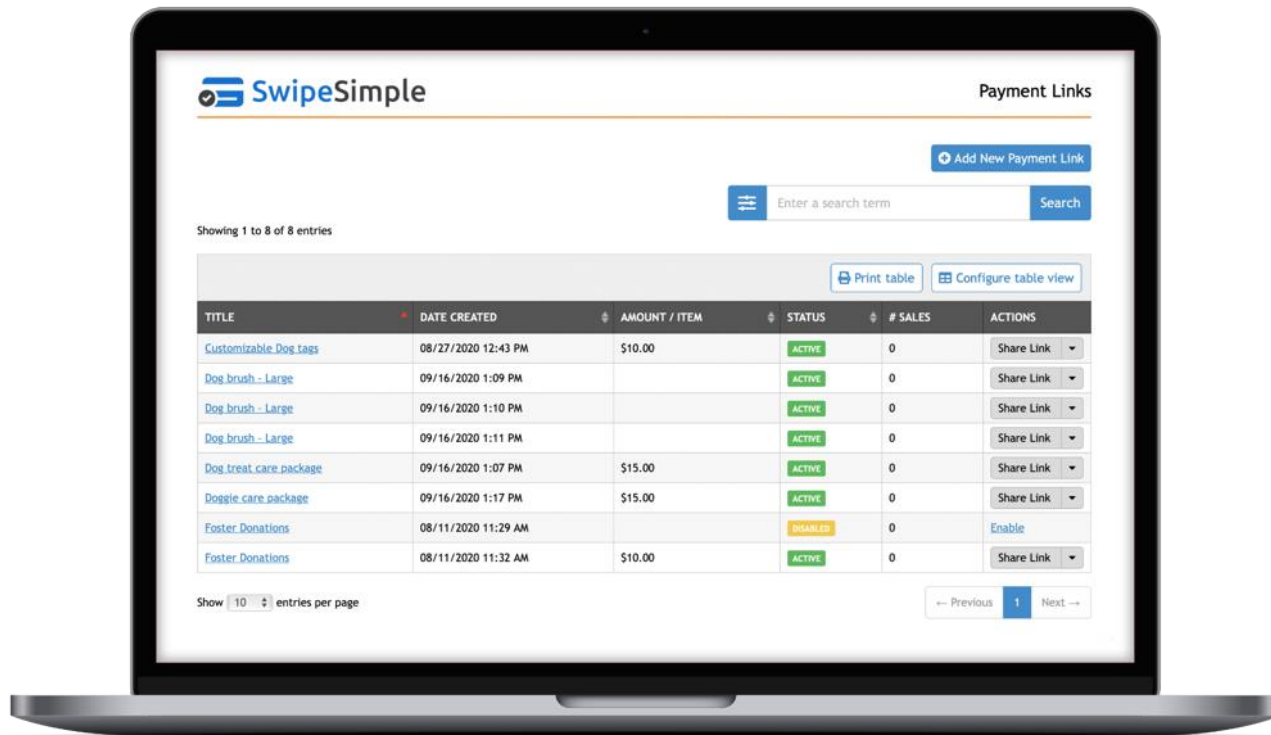
# Invoices - Cardholder Experience

Email

SMS



# Payment Links



The screenshot shows the SwipeSimple 'Payment Links' dashboard. At the top, there's a header with the SwipeSimple logo and the title 'Payment Links'. Below the header, there's a search bar with the placeholder 'Enter a search term' and a 'Search' button. To the right of the search bar is a button labeled 'Add New Payment Link'. Below the search bar, it says 'Showing 1 to 8 of 8 entries'. There are two buttons: 'Print table' and 'Configure table view'. The main content is a table with the following columns: TITLE, DATE CREATED, AMOUNT / ITEM, STATUS, # SALES, and ACTIONS. The table contains 8 rows of data. The first 7 rows have a 'Share Link' button in the ACTIONS column, and the 8th row has an 'Enable' button. At the bottom left, it says 'Show 10 entries per page'. At the bottom right, there are navigation buttons: 'Previous', '1', and 'Next'.

TITLE	DATE CREATED	AMOUNT / ITEM	STATUS	# SALES	ACTIONS
<a href="#">Customizable Dog tags</a>	08/27/2020 12:43 PM	\$10.00	ACTIVE	0	Share Link
<a href="#">Dog brush - Large</a>	09/16/2020 1:09 PM		ACTIVE	0	Share Link
<a href="#">Dog brush - Large</a>	09/16/2020 1:10 PM		ACTIVE	0	Share Link
<a href="#">Dog brush - Large</a>	09/16/2020 1:11 PM		ACTIVE	0	Share Link
<a href="#">Dog treat care package</a>	09/16/2020 1:07 PM	\$15.00	ACTIVE	0	Share Link
<a href="#">Doggie care package</a>	09/16/2020 1:17 PM	\$15.00	ACTIVE	0	Share Link
<a href="#">Foster Donations</a>	08/11/2020 11:29 AM		DISABLED	0	Enable
<a href="#">Foster Donations</a>	08/11/2020 11:32 AM	\$10.00	ACTIVE	0	Share Link



Get paid anywhere you can paste a link



Put a Buy Now button on your website, no special software or plugins needed



Post links to Instagram, Facebook, or Twitter and sell to your followers

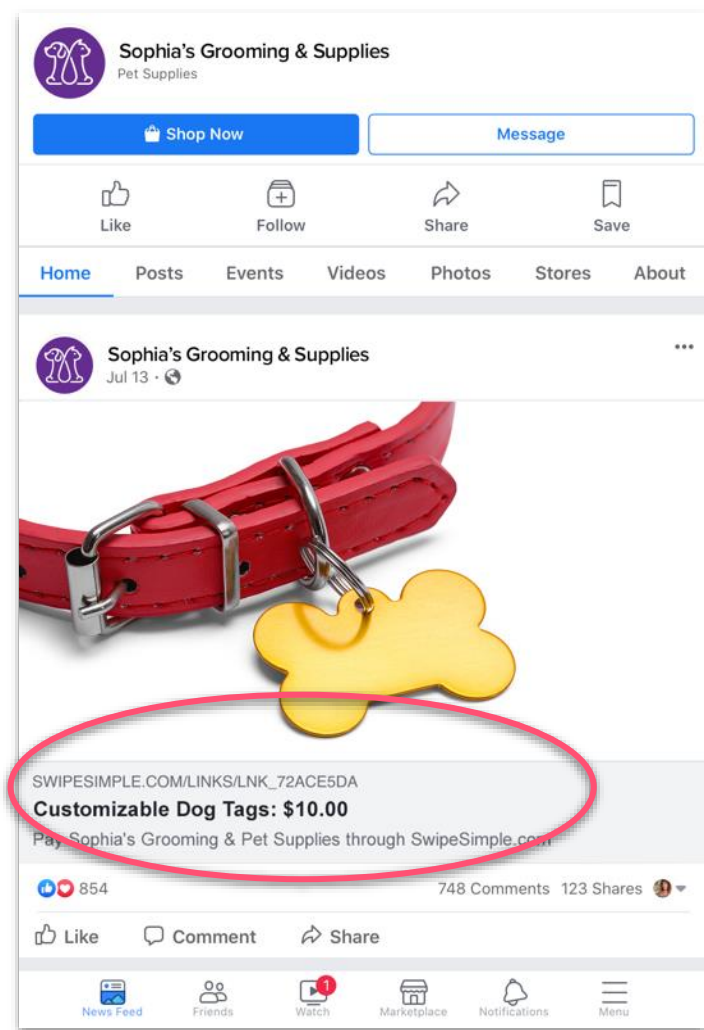


Send links via email or text message directly to your customers

# How does Payment Links work?

<b>Open amount</b>	<ul style="list-style-type: none"><li>• Allows the customer to decide the amount to pay at the time of payment</li><li>• Especially useful for donations</li></ul>
<b>Specified amount</b>	<ul style="list-style-type: none"><li>• Allows the merchant to set a predetermined amount for the customer to pay</li><li>• Can be used for appointment fees, deposits, registration fees, and more</li></ul>
<b>Items</b>	<ul style="list-style-type: none"><li>• Merchants can sell specific items from their Item Catalog via Payment Links</li><li>• Good for merchants who are now offering buy online, pick-up in store or curbside pick-up for local customers</li></ul>

# Create and Share Payment Links



Sophia's Grooming & Pet Supplies

Thank you for your donation! Your contribution will go to helping foster animals in need.

Email  Phone

Cardholder Name  Credit Card Number

Expiration Date  CVV

Billing Address

Address  City

State  ZIP Code

Foster Donations

**\$10.00**

**Pay Now**

# Ideal Merchants for Payments at a Computer



## **Service Providers** *when customer isn't present*

- Housekeeping & Home Services
- Landscaping & Horticultural Services
- Pool Cleaning & Maintenance



## **Businesses that offer Scheduled Payments**

- Medical & Dental Offices
- HVAC, General & Electrical Contractors
- Home Security
- Nonprofits, schools, and religious organizations



## **Businesses that Invoice monthly**

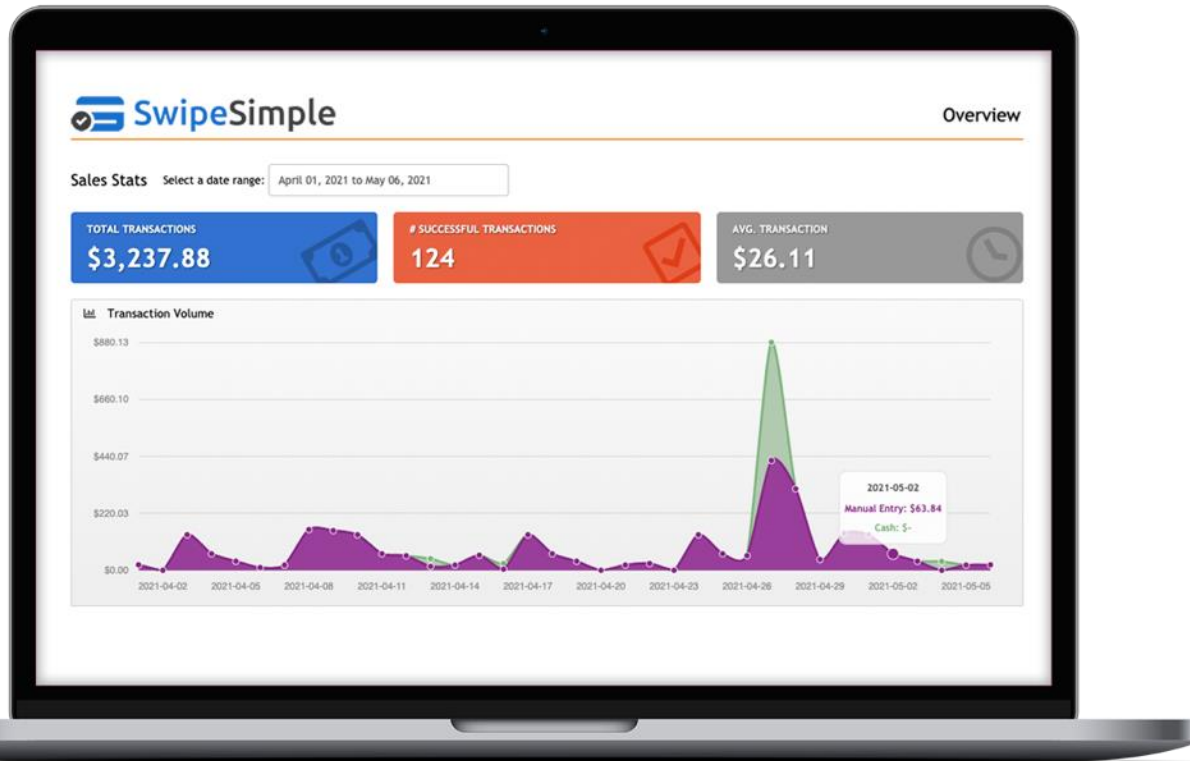
- Legal Services, Attorneys
- Tax Preparation Services
- Bookkeeping & CPAs
- Goods Delivery
- Childcare



## **Regular or Frequent Customer Visits**

- Dry Cleaners & Laundromats
- Personal Trainers
- Counseling Services
- Pet Sitters, Trainers & Groomers

# SwipeSimple Reporting Dashboard



Stay in the loop with easy-to-use business reporting and management tools



Track sales for specific items or time ranges and see exactly how your business is doing



Download transaction reports from any time period to simplify tax time



Track purchase history down to the customer level and discover new ways to promote and sell more



# SwipeSimple Terminal

# SwipeSimple Terminal



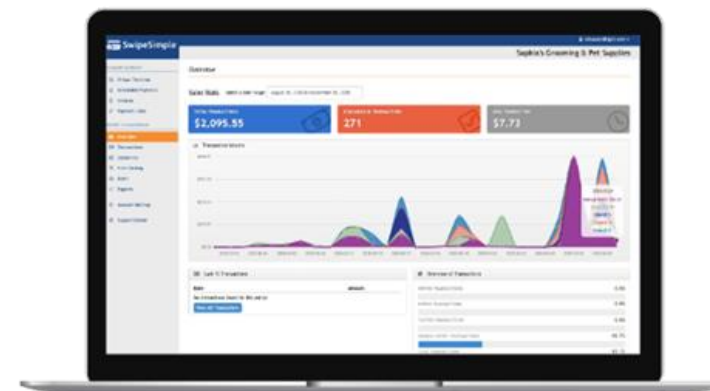
Easy-to-use software  
trusted by 75K+ merchants today



SwipeSimple Terminal

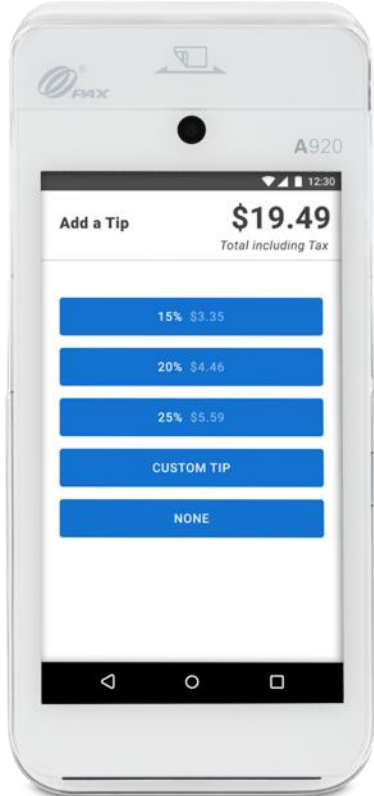
Sleek all-in-one  
semi-integrated payment solution

Powerful business management tools at  
SwipeSimple Reporting Dashboard



Helps merchants run their business more effectively

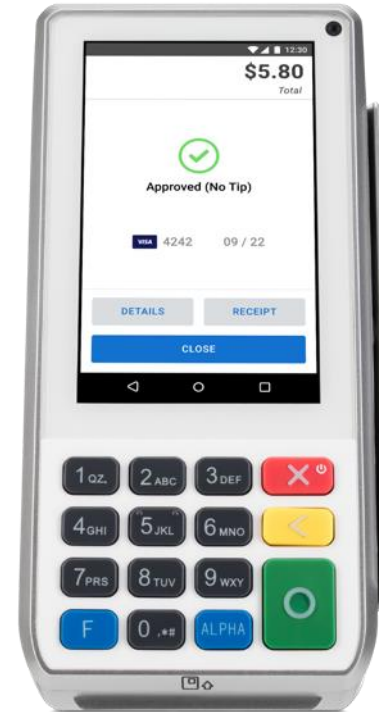
# SwipeSimple Terminal



## PAX A920

Cellular, Wi-Fi, and long-lasting battery for go-anywhere portability

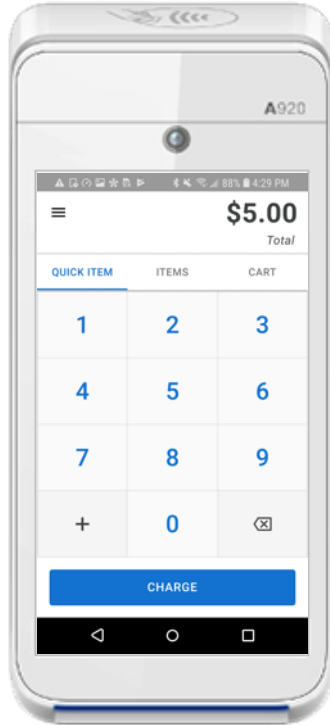
- Supports Post-Auth Tip Adjust for restaurant merchants
- Advanced capabilities make it quick to ring up multiple items
- Manage inventory directly on the device



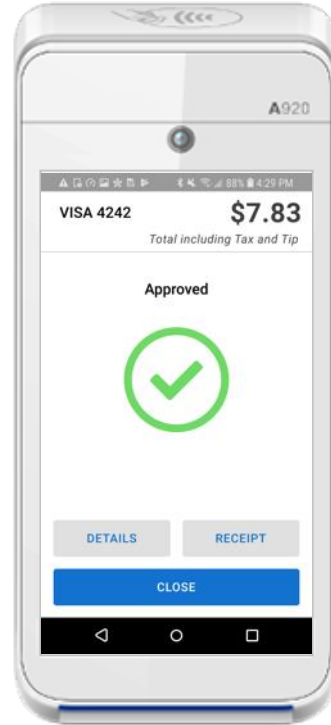
## PAX A80

- 4-inch high-resolution touchscreen with durable physical keypad
- Ethernet or Wi-Fi connectivity for dependable performance
- Included power supply plugs right into the wall
- Affordable and loaded with powerful cloud-based functionality

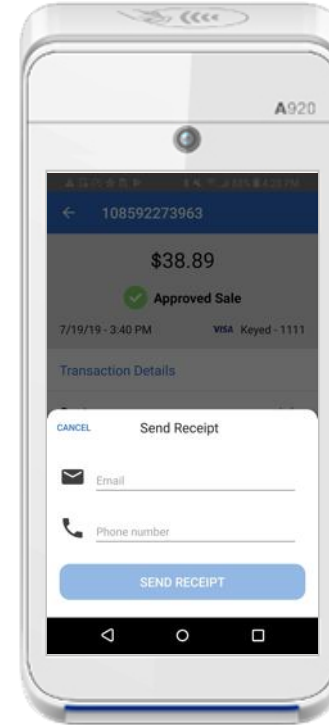
# Simple and Easy to Use



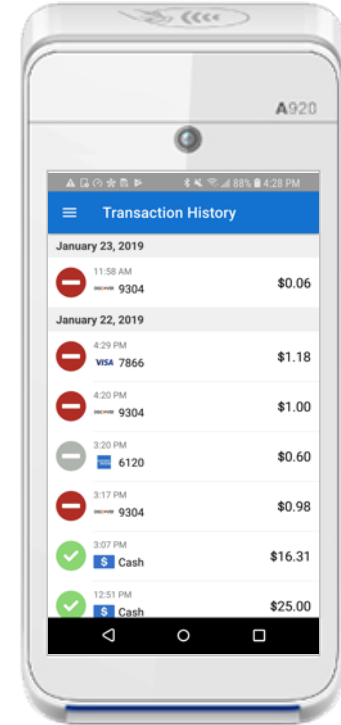
Enter  
transaction  
amount



Process  
payment



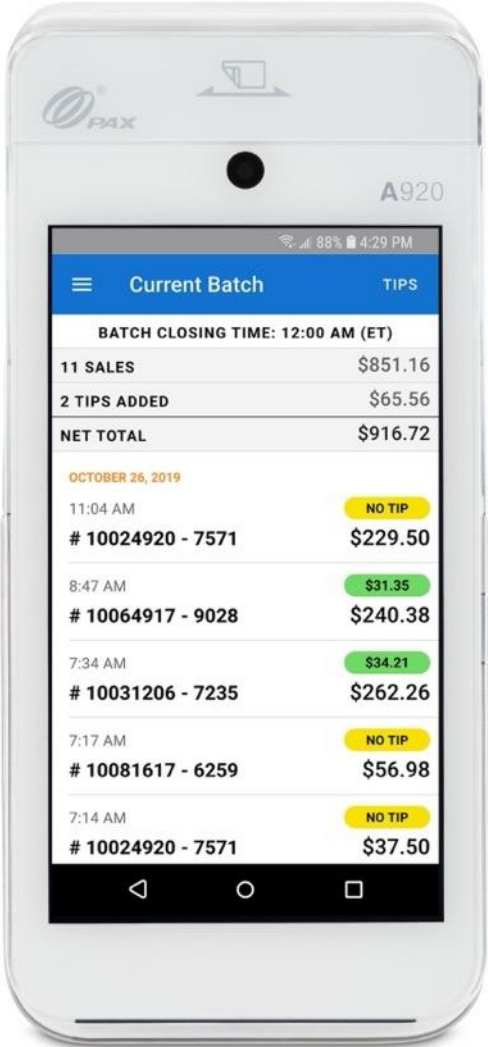
Print a receipt  
or  
Send via email or  
text



View past  
transactions

# Post-Auth Tip Adjust on Terminal

Accept tips after a transaction is authorized and adjust before closing



Subtotal	\$34.00
Tax	\$3.98
Amount	<b>\$37.98</b>
+ Tip	_____
= Total	_____

×

---

Joe Smith

-----

Suggested Tips

18%	Tip: \$6.87 - Total: \$45.08
20%	Tip: \$7.64 - Total: \$45.84
25%	Tip: \$9.55 - Total: \$47.75

-----

Method	Magnetic Stripe Read
MID	XXXXXXXXXXXX1111
TID	1234

# Easy to Add Tips on Terminal

Current Batch Screen

Search Transactions

Adjust Tip

Keep searching to add additional tips



# Ideal Merchants for SST with Post-Auth Tip



Hair Salons & Barbershops



Nail Salons



Small Restaurants with Table Service



Quick Service Cafes & Snack Bars

Merchant pain point while using a traditional terminal	Solving pain point with SwipeSimple featuring Post-Auth Tip Adjust
No method to encourage customers paying with credit cards to tip for a transaction	<b>Key benefit: Tip amount suggestions</b> Approved transaction receipt on SwipeSimple Terminal will show tip amount suggestions below the tip line. Suggestions can be customized as a % of the total sale
Have to use a separate cash register to set up inventory of items with prices and ring up sale	<b>Key benefit: Setup item lists &amp; select items into cart (No cash register required)</b> With SwipeSimple Terminal, merchants can select items and ring up sale directly on terminal without the need for a cash register
Unable to view a list of all transactions processed at any time of the business day	<b>Key benefit: Transaction history screen</b> SwipeSimple Terminal shows a list of all transactions processed through the app - including approved, declined, voided & refunded transactions

# Batch Receipt Printing on Terminal

Batch Report		
Terminal SN:	0820618239	
Date:	11/11/2020	
Time:	12:37:21	
Batch #:	1	
<hr/>		
Credit Sales		
<hr/>		
Card	#	Amount
MC	6	\$40.58
VISA	4	\$32.27
AMEX	1	\$18.20
Credit Refunds		
<hr/>		
Card	#	Amount
MC	1	-\$5.70
VISA	1	-\$4.50
<hr/>		
-----		
Batch Summary	#	Amount
Sales Total	11	\$91.05
[Adjustment Name]	11	\$12.00
Total Tips	6	\$10.99
Total Refunds	2	-\$10.20
<hr/>		
Batch Total		\$103.84
<hr/>		
-----		
End of Report		



A Batch Report prints immediately after a batch closes in Swipesimple



The report prints directly from the device so merchants can close out quickly



Shows credit sales and refunds by card type, total sales, adjusted amount (if applicable) and more



Plus, merchants have access to more robust reporting tools on SwipeSimple Dashboard

# SwipeSimple Reporting Dashboard



Stay in the loop with easy-to-use business reporting and management tools



Track sales for specific items or time ranges and see exactly how your business is doing



Download transaction reports from any time period to simplify tax time



Track purchase history down to the customer level and discover new ways to promote and sell more

A large blue circular graphic is positioned on the left side of the slide, partially cut off by the edge. It has a dark blue outer ring and a lighter blue inner circle.

# SwipeSimple Register

# SwipeSimple Register Key Features

## Point of Sale capabilities



## Payment terminal capabilities



## Power and simplicity of SwipeSimple

- **Item Modifiers**
- **Item-Level Taxes**
- Optional cash drawer and printer peripherals on Aries8
- Record cash sales
- In-store elegance and efficiency

- Easily accepts card payments through swipe, dip or tap
- Card and device contactless
- Void and refunds on the device
- Post-Auth Tip Adjust
- Automatic and manual batching
- Debit Routing

- Modern interface for quick training and improved accuracy
- Customizable tip settings
- Digital receipts via SMS or email
- Full support for SwipeSimple Item Catalog
- Real-time inventory management and transaction history
- Access to **SwipeSimple Dashboard , Invoicing, Subscriptions, Virtual Terminal**

*All in a sleek, modern, all-in-one device*

# SwipeSimple Competitive Comparison

Virtual Terminal & Dashboard



Mobile



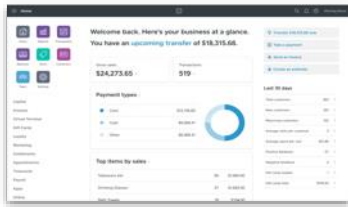
Terminal



Register



Dashboard & Virtual Terminal



Square Readers



Square Terminal



Square Stand



Virtual Terminal & Reporting



Clover Go



Clover Flex



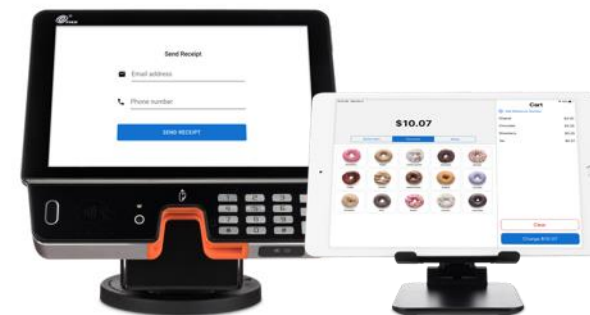
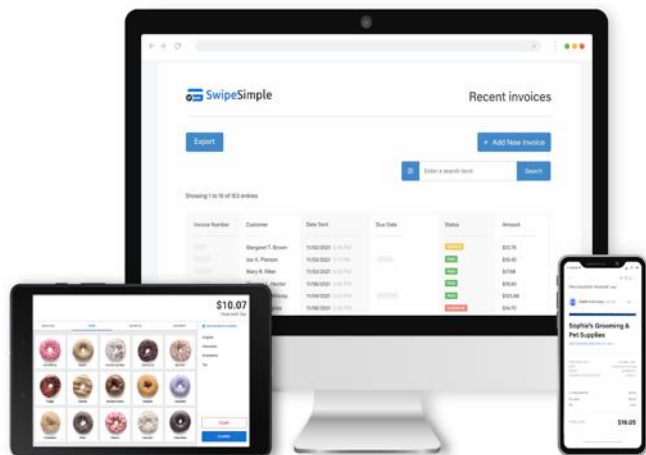
Clover Mini



# SwipeSimple Overview

Partners

Partners



Product	SwipeSimple Payments	SwipeSimple Terminal	SwipeSimple Register
Software Package	SwipeSimple Payments- Included with all Software packages!	SwipeSimple Terminal	SwipeSimple Register
Recommended Devices	Phone, Tablet, Online Dashboard & Virtual Terminal	PAX A920, PAX A920 Pro, and PAX A80	PAX Aries 8, PAX A920, PAX A920 Pro, and PAX A80
Other Devices	N/A	Phone, Tablet, Online Dashboard & Virtual Terminal	Phone, Tablet, Online Dashboard & Virtual Terminal

# SwipeSimple Register Software Package

## New, enhanced features like:


- Item-Level tax rates
- Item Modifiers
- USB Peripheral support
- Supported on 8" cash register replacement device

## Plus, all the core features of SwipeSimple:

- Accept credit charges
- Digital receipts
- Discounts
- Inventory management
- Automatic batch management
- Batch reports
- Post-Auth Tip Adjust
- Accept debit charges

## Recommended hardware:

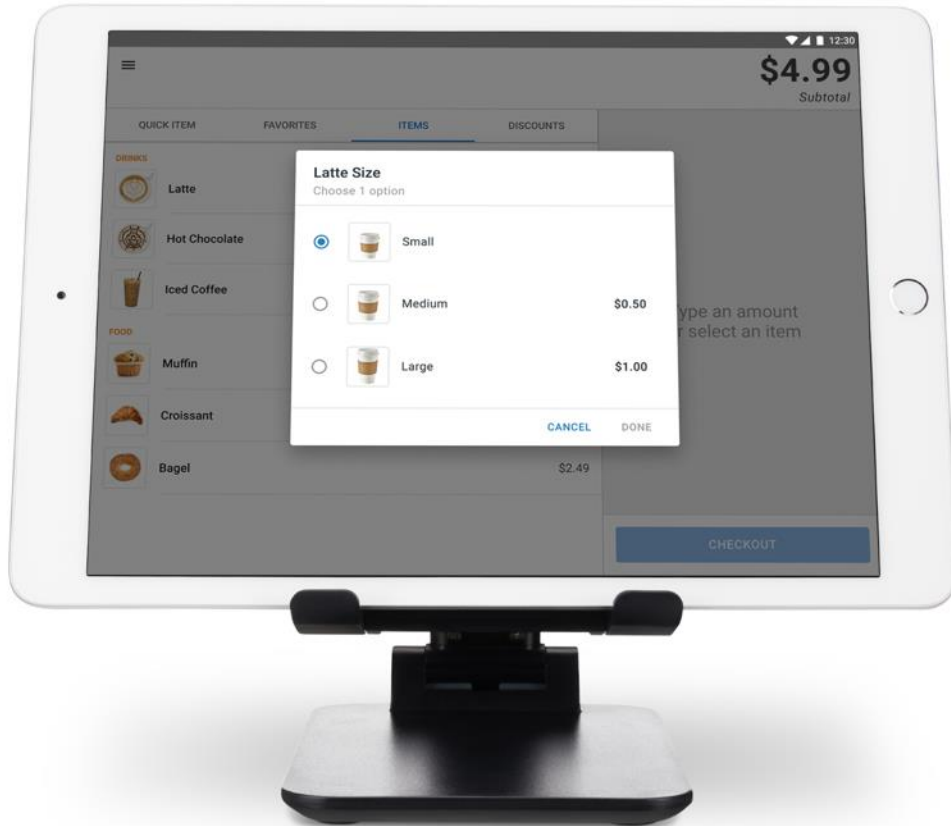
- PAX Aries 8
- Merchant's Android or iOS tablet



## Also supported on:

- PAX A920, PAX A920 Pro, PAX A80

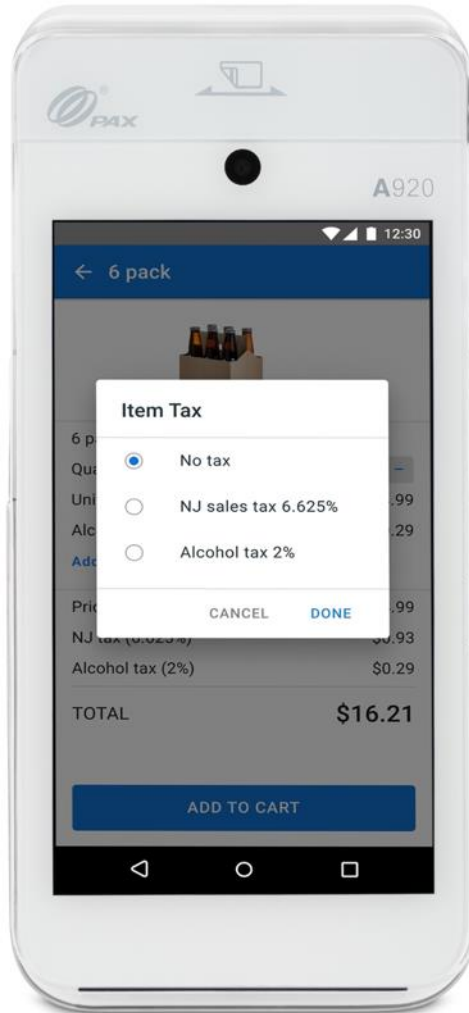
# Register Features: Item Modifiers



Now merchants can streamline the in-store checkout flow

- Make order modifications quick and automatic to save time and ring up customized orders faster
- Automatically adjust item prices based on every modification, no mental math required
- Consolidate inventory and sales reports for more accurate bookkeeping

# Register Features: Item-Level Taxes



## Create custom tax rates for products in the Item Catalog

- Assign different tax rates to individual items to collect exactly the right tax on every transaction
- Effortlessly ring up taxable and nontaxable items in the same transaction
- Eliminate the guesswork and automatically calculate tax rates for different jurisdictions

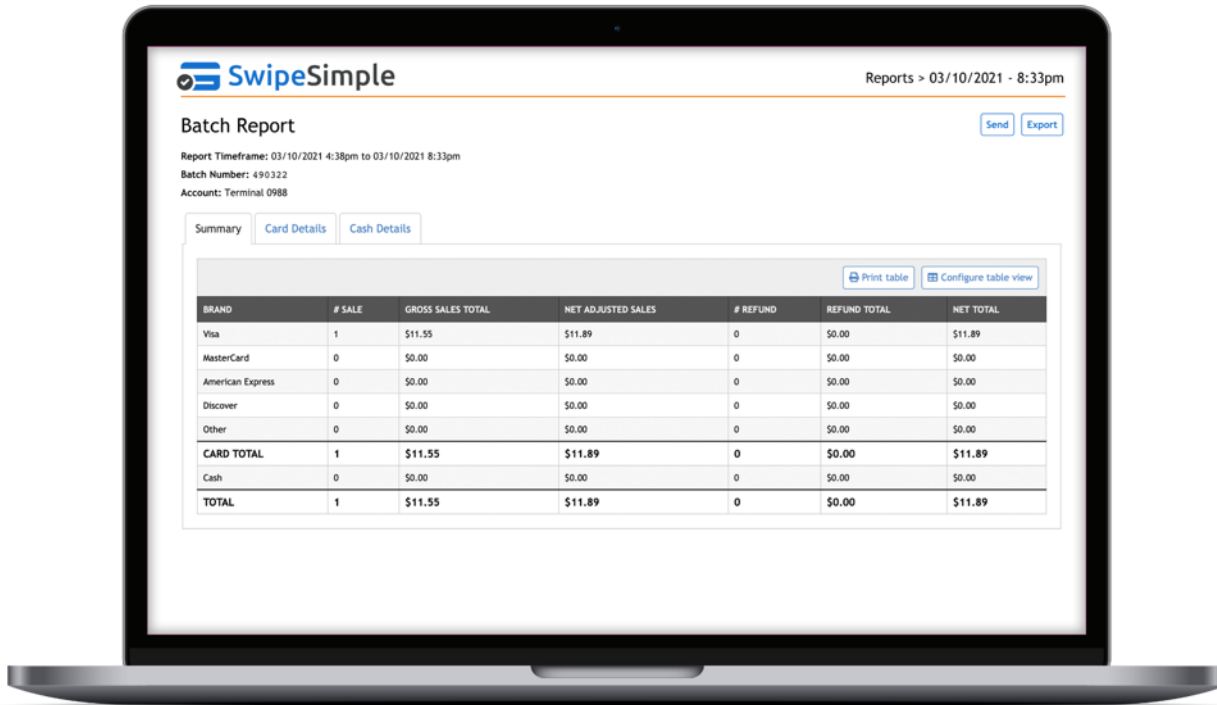
# Register Features: USB Peripheral Support



## Expanded 8-inch touchscreen delivers full Point of Sale capabilities

- Connect peripherals quickly and easily via USB
- Customizable with high-capacity receipt printers, different size cash drawers, or other hardware
- Expandable plug-and-play functionality lets merchants add more peripherals whenever they need them

# Online Batch Reporting



SwipeSimple

Reports > 03/10/2021 - 8:33pm

Batch Report

Report Timeframe: 03/10/2021 4:38pm to 03/10/2021 8:33pm  
Batch Number: 490322  
Account: Terminal 0988

Summary Card Details Cash Details

Print table Configure table view

BRAND	# SALE	GROSS SALES TOTAL	NET ADJUSTED SALES	# REFUND	REFUND TOTAL	NET TOTAL
Visa	1	\$11.55	\$11.89	0	\$0.00	\$11.89
MasterCard	0	\$0.00	\$0.00	0	\$0.00	\$0.00
American Express	0	\$0.00	\$0.00	0	\$0.00	\$0.00
Discover	0	\$0.00	\$0.00	0	\$0.00	\$0.00
Other	0	\$0.00	\$0.00	0	\$0.00	\$0.00
CARD TOTAL	1	\$11.55	\$11.89	0	\$0.00	\$11.89
Cash	0	\$0.00	\$0.00	0	\$0.00	\$0.00
TOTAL	1	\$11.55	\$11.89	0	\$0.00	\$11.89

Now merchants can view their batch reports from any computer

- Built-in cloud dashboard provides safe, secure accounting of daily business activities
- Merchants can log in remotely and stay connected with their business from anywhere
- Worry-free reporting saves merchants trouble and lets them see all their transactions at a glance

# SwipeSimple Register Hardware Bundle



## Expanded 8-inch touchscreen delivers full Point of Sale capabilities

- PAX Aries8 Kit with integrated communications plate
- Star Micronics TSP143IIIU USB high capacity printer
- Star Micronics 37965600, 16x16" printer-driven cash drawer
- [PAX PX5 PX7 Aries6 and Aries8 Credit Card Stand](#) by Swivel Stands

# SMB Product - Feature Comparison Matrix

Parasoft



Hardware				
Countertop fixed register	SwipeSimple Register	Square Register	Clover Station	Vital Select
Smart terminal	SwipeSimple Terminal	Square Terminal	Clover Flex, Clover Mini	Vital Plus
BYOD smartphone	SwipeSimple Mobile App	Square Reader	Clover Go	Vital Mobile
BYOD tablet	SwipeSimple Tablet	Square Stand	-	-
Core applications				
Point of Sale	SwipeSimple Register	Square Point of Sale	Clover Point of Sale	Vital Point of Sale
Cloud based inventory & item tracking	SwipeSimple Reporting Dashboard	Square Inventory	Clover Point of Sale	Vital Back Office
Appointments	-	Square appointments	Clover Appointments	-
Virtual Terminal	SwipeSimple Payments	Square Virtual Terminal	Clover Virtual Terminal	-
Invoices	SwipeSimple Payments	Square Invoices	Clover Virtual Terminal	-
Card on File	SwipeSimple Payments	Square Customers	Clover Virtual Terminal	-
Subscriptions & installment payments	SwipeSimple Payments	Square Invoices	Clover Virtual Terminal	-
Ecommerce hosted payment pages	SwipeSimple Payments	Square Checkout	Clover Dashboard	-
Ecommerce payment processing APIs	-	Square APIs	-	-
Real time transaction reports	SwipeSimple Payments	Square Dashboard	Clover Reports	Vital Back Office
Top customer tracking	SwipeSimple Reporting Dashboard	Square Dashboard	Clover Insights	-
Customer records	SwipeSimple Reporting Dashboard	Square Customers	Clover insights	-
Business analytics	SwipeSimple Reporting Dashboard	Square Analytics	Clover Insights	Vital Back Office

Source: Brand public websites. Updated 2/22/2022

# SwipeSimple Register -vs- Square Stand



## Hardware

- Comparable card acceptance (swipe/dip/tap/keyed)
- Comparable USB Printer & Cash Drawer Support
- Full hardware is ~ \$150 less than Square Stand, iPad, Printer & Cash Drawer
- SS Register has built-in keypad & card reader; not separate pieces

## Software

- Comparable software features for Inventory, item modifiers, online reporting
- Square supports broader overall software features & additional tiers
- SS Register supports Debit card processing, Auto Adjust, etc
- SS Register provides a channel-friendly pricing structure

*Based upon review of manufacturer public websites as of January 2021*

# SwipeSimple Register -vs- Clover Mini



## Hardware

- Comparable card acceptance (swipe/dip/tap/keyed)
- Comparable Cash Drawer Support
- SS Register 8 w/ USB Printer is ~ \$100 more than a Clover Mini + Cash Drawer
- SS Register has a larger screen (8" versus 7")

## Software vs Clover Register Lite

- Monthly cost is comparable; Clover Register Lite + TransArmor is \$14.95/month
- With SS Register, Reseller controls transaction rates; Clover fees are billed directly to merchant
- SS Register has broader "Order / Cart Management" features included
- Clover has broader "Employee Management" features included
- SS Register has broader "Gateway Payments" features, for additional fees
- Clover has broader "Customer Engagement" features, for additional fees

*Based upon review of manufacturer public websites as of March 2021*

# Ideal merchants for SwipeSimple Register



Deli & convenience stores



Local coffee & bakeries



Florists & gift shops



Auto Service & Repair

Merchant pain point	Solving their pain point with SwipeSimple Register
Local coffee shop needs an easy solution for customizing each coffee order. They are forced to manually calculate the price for any add-ons.	<b>Key benefit: SwipeSimple Register</b> offers customizable Item Modifiers that allows merchants to include real time customizations and add-ons automatically.
Convenience store sells alcohol and tobacco along with other food items. They are unable to collect tax for alcohol and tobacco because their payment solution only allows single tax rates.	<b>Key benefit: SwipeSimple Register</b> offers customized tax rates that a merchant can select during checkout. They can also summarize their tax reports at the end of the day with <b>SwipeSimple Reporting Dashboard</b> .
A retail store needs an efficient way to build their Item Catalog, including different sizes for the items they sell.	<b>Key benefit: SwipeSimple Register</b> offers merchants a way to easily set up their Item Catalog with modifiers. They can upload items to automatically build out their Item Catalog, making their business more efficient.



# Business Types

Services



Retail



Food & Beverage



# SwipeSimple for Services

Provides simple, secure payment options to serve clients better

Auto repair, construction/renovation, cleaning, non-profits, salons, landscaping, HVAC, laundromats, professional services, and many more!

## Offer Customers Tipping Options

\$69.71

Total with taxes and tip

Add tip

5% (\$2.75)

10% (\$5)

15% (\$8) ✓

20% (\$11)

Custom

Cancel

Continue

## Track Employee Sales and Tips

Employee Reports

Enter a search term

Export

Add new Report

Showing 1 to 10 of 18 entries

Print Table

Configure Table View

Employee name	Email	Sales	Tips
Nicole Johnson	nj@swipesimple.com	\$10,993	\$109
Erik Grove	eg@swipesimple.com	\$2,502	\$27
Robert Carroll	rc@swipesimple.com	\$9,910	\$96
Ronald Smith	rs@swipesimple.com	\$4,292	\$45

## Send Invoice and Track Payments

Send Invoice

Customer: Jenna Bonilla

Subject

Invoice 0123 from Sally's Hair Salon

☒ Send invoice by email

jb@swipesimple.com

☒ Send invoice by SMS

(555) 555-1313

☐ Send me a copy of the invoice by email





Send Invoice

# SwipeSimple for Retail

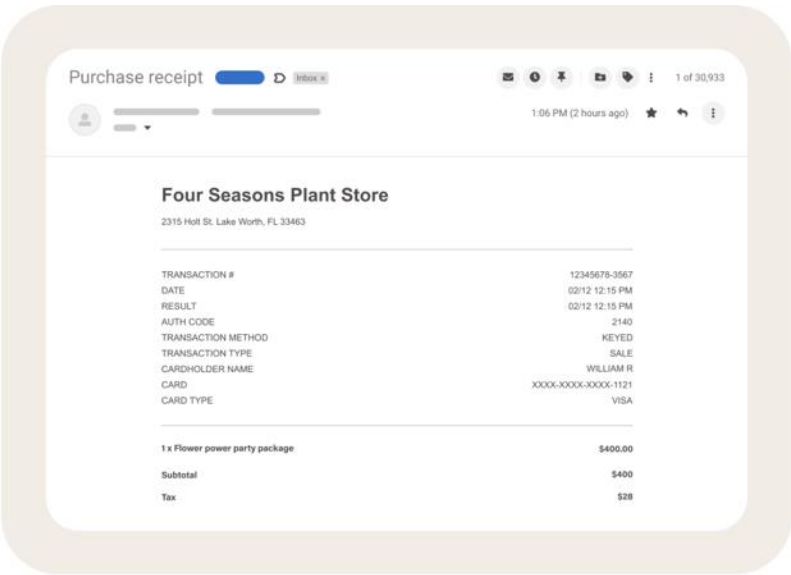
Makes it easy to take payments in-store or online

Groceries/delis, liquor store, florists, building materials, clothing, general stores, furniture, appliances, and many more!

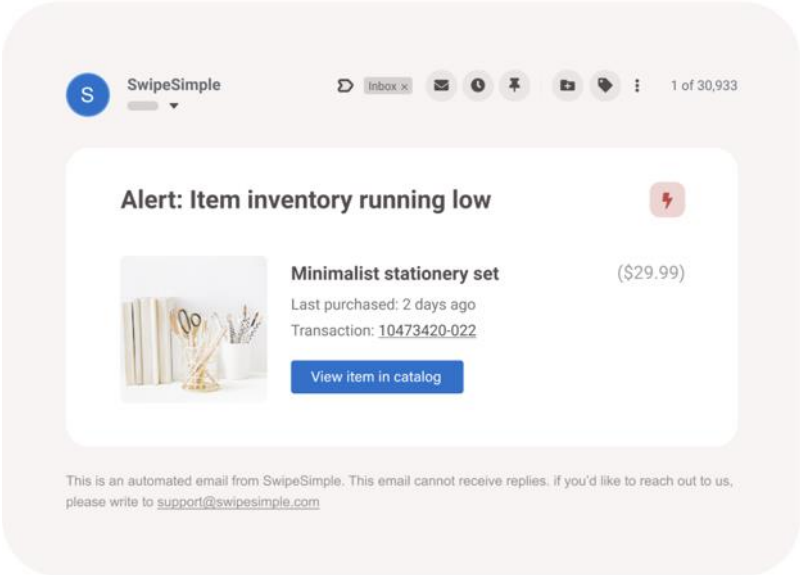
## Easily Manage Inventory

Item Name	Picture	SKU	Price
Chocolate croissant		46254	\$4.99
Latte		36537	\$3.99
Hot chocolate		36547	\$1.99
Cappuccino		38343	\$5.99

## Print & Send Customized Receipts



## Get Automatic Notifications



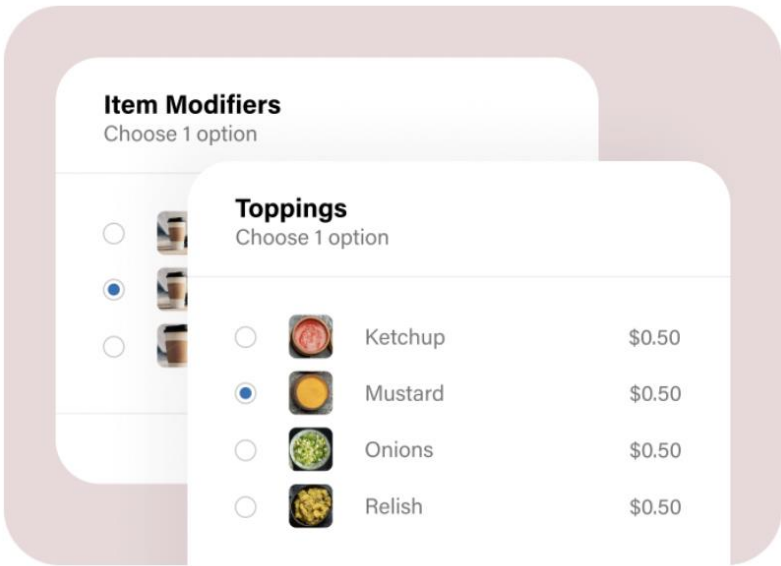
Find more at [home.swipesimple.com/use-cases/retail](https://home.swipesimple.com/use-cases/retail)

# SwipeSimple for Food & Beverage

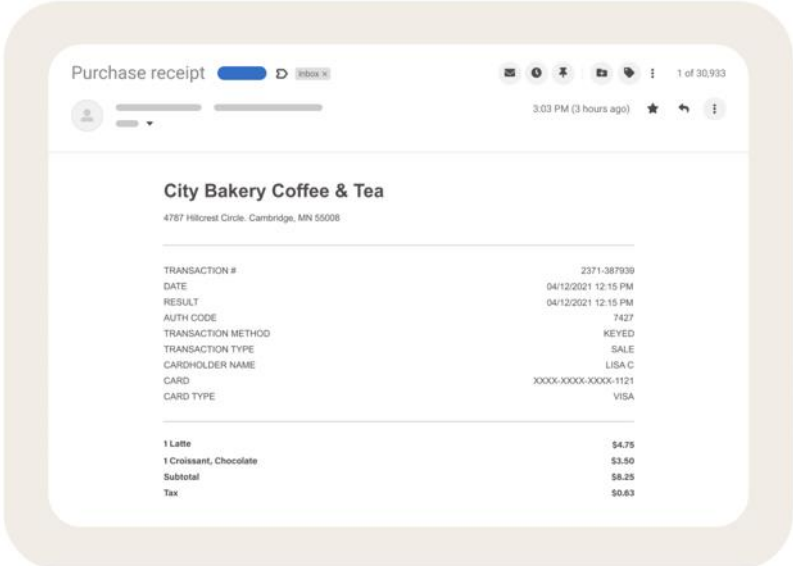
Allows merchants to accept payments at the counter, at the table, or online

Small coffee shops, bakeries, food trucks, taquerias, pizza delivery, catering, and many more!

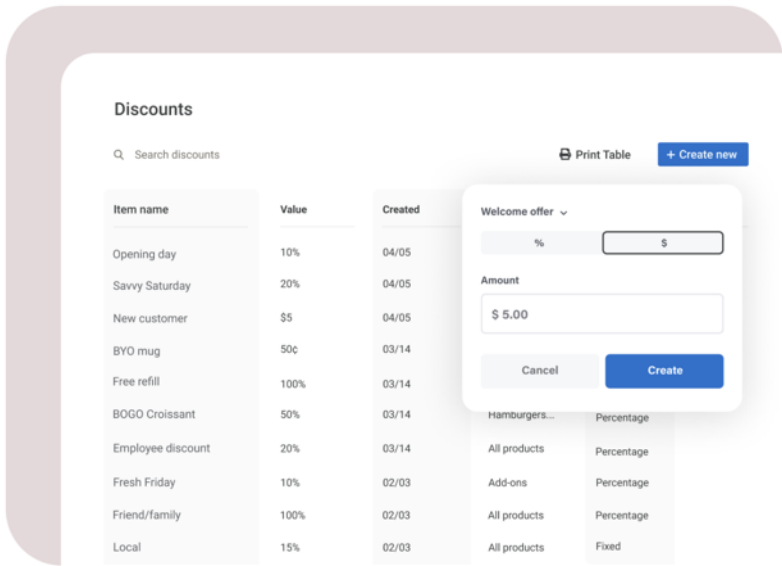
## Easily Modify Orders



## Print & Send Customized Receipts



## Offer Sales and Discounts




Find more at [home.swipesimple.com/use-cases/food-and-beverage](https://home.swipesimple.com/use-cases/food-and-beverage)



# Sales Enablement

# Using SwipeSimple.com to Sell

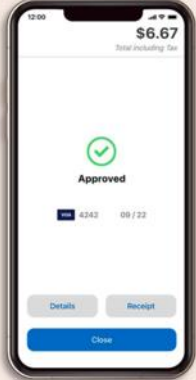
[Solutions ▾](#)[Features ▾](#)[Support ▾](#)[Login >](#)


MOBILE APP

## Accept payments anywhere.

Take credit card payments wherever your business takes you with the SwipeSimple Mobile App.

[Try it now](#) [Learn more >](#)




[Solutions ▾](#)[Features ▾](#)[Support ▾](#)[Login >](#)


TERMINAL

## Take the work out of taking payments.

Accept payments and print receipts with SwipeSimple Terminal, a safe and convenient all-in-one device.

[Learn more >](#)



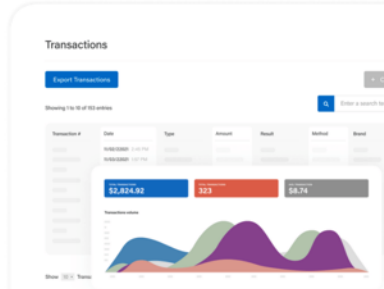
[Solutions ▾](#)[Features ▾](#)[Support ▾](#)[Login >](#)

## See how easy it is to manage your business with SwipeSimple Dashboard.

**Demo SwipeSimple Dashboard**

Explore SwipeSimple Dashboard for yourself with the full-featured demo mode.

[Launch demo >](#)



# How to Demo SwipeSimple

## At your Computer

Demo SwipeSimple at your computer by visiting:

<http://swipesimple.com/virtual-terminal>

OR

<http://app.swipesimple.com/demo>

## Mobile

Download SwipeSimple from the Google Play store or App Store for iOS

Select **Demo Mode** to explore what SwipeSimple has to offer!

## Terminal



## Register

Coming soon!


# Demo Videos

See demo videos of all the SwipeSimple features we discussed today by visiting our Content Hub or clicking [here](#).

## SwipeSimple demo videos

See how SwipeSimple takes the work out of taking payments with this series of short demo videos.


▶ Play



**Invoices**

5 MIN

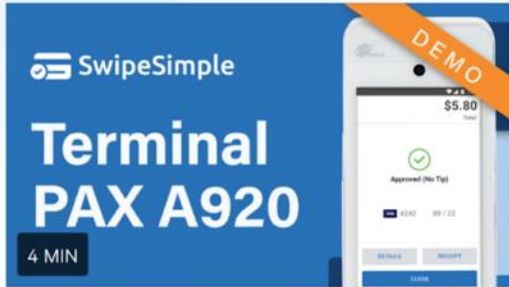
Invoices: Send via SMS text & email



**Virtual Terminal**

2 MIN

Virtual Terminal: card on file & more




**Terminal PAX A920**

4 MIN

SwipeSimple Terminal on PAX A920

# Sales Materials




## Start taking credit card payments

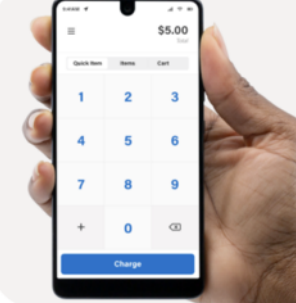
right on your computer, tablet, or phone.

Now your business can accept credit cards without any special equipment. You can use **SwipeSimple Payments** on any iOS or Android device, or any web browser.

Use your own iOS or Android device.




Bill your customers remotely or over the phone with just your computer and a web browser.



Take credit cards wherever your business takes you with the **SwipeSimple Mobile App** for iOS and Android.

©SwipeSimple, 2021. All Rights Reserved.



## Mobile devices


Now any iOS or Android device can be your point of sale system.


### Tablets

Optimized for iOS and Android so you can use the device you already have.

### Phones


User-friendly features make it easy to accept face-to-face credit card payments on any iPhone or Android phone.






## Computers

Take credit card payments right in your web browser.




### Take payments faster and easier than ever.

Set up recurring weekly, monthly, or annual payments. Or let customers pay in installments.




### Optimize your interchange rate.

Optimize your rate on qualifying transactions with support for Level II and Level III interchange.




### Invoice your customers and get paid directly.

Now you can effortlessly send invoices to your customers and let them pay you when it's convenient.



### Get paid in one click with digital payment links.

Accept credit card payments — no website needed. Place links right on your website or email newsletter.



## Put the power of SwipeSimple Reporting Dashboard to work for your business.

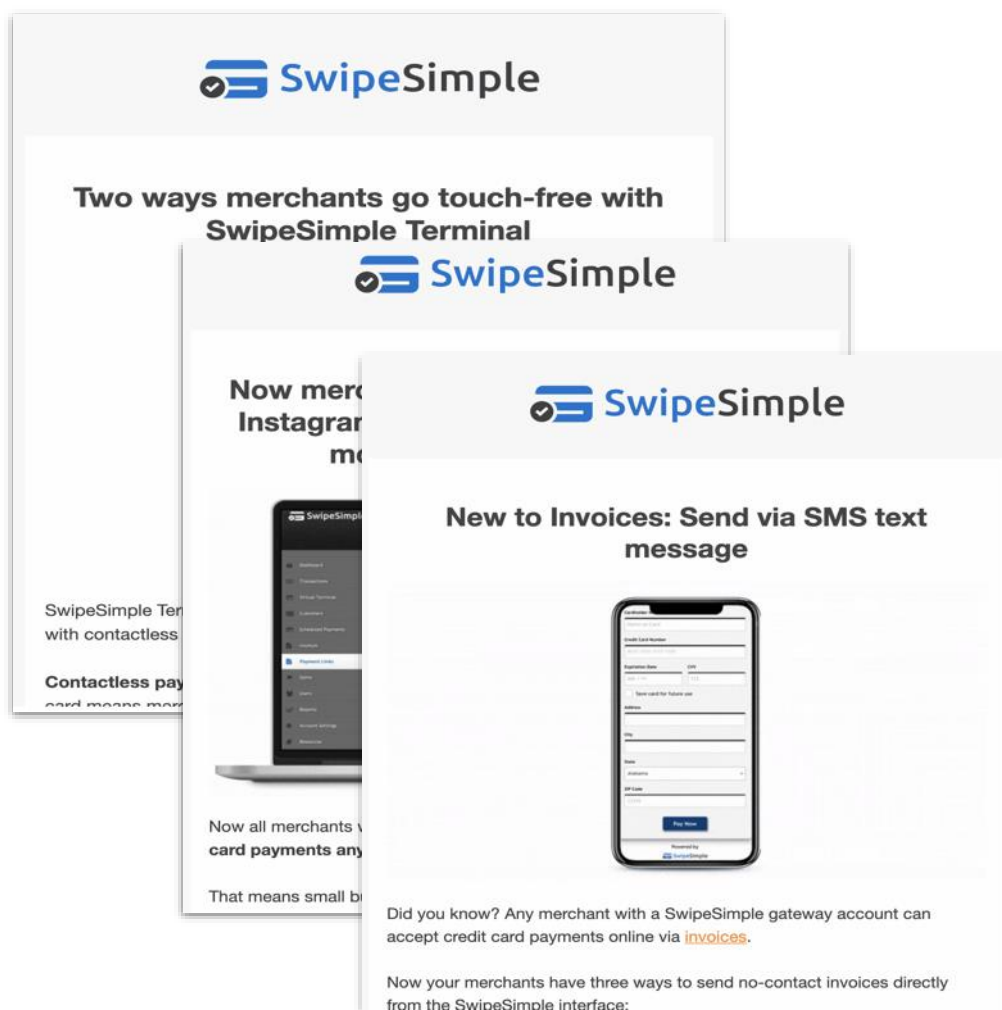
SwipeSimple Payments comes with the powerful tools and valuable insights of **SwipeSimple Dashboard**, letting you manage your business from any computer or mobile device.

[Learn more at swipesimple.com](https://www.swipesimple.com)

©SwipeSimple, 2021. All Rights Reserved.

Access 1-sheets, videos and more here: [home.swipesimple.com/content-hub](https://home.swipesimple.com/content-hub)

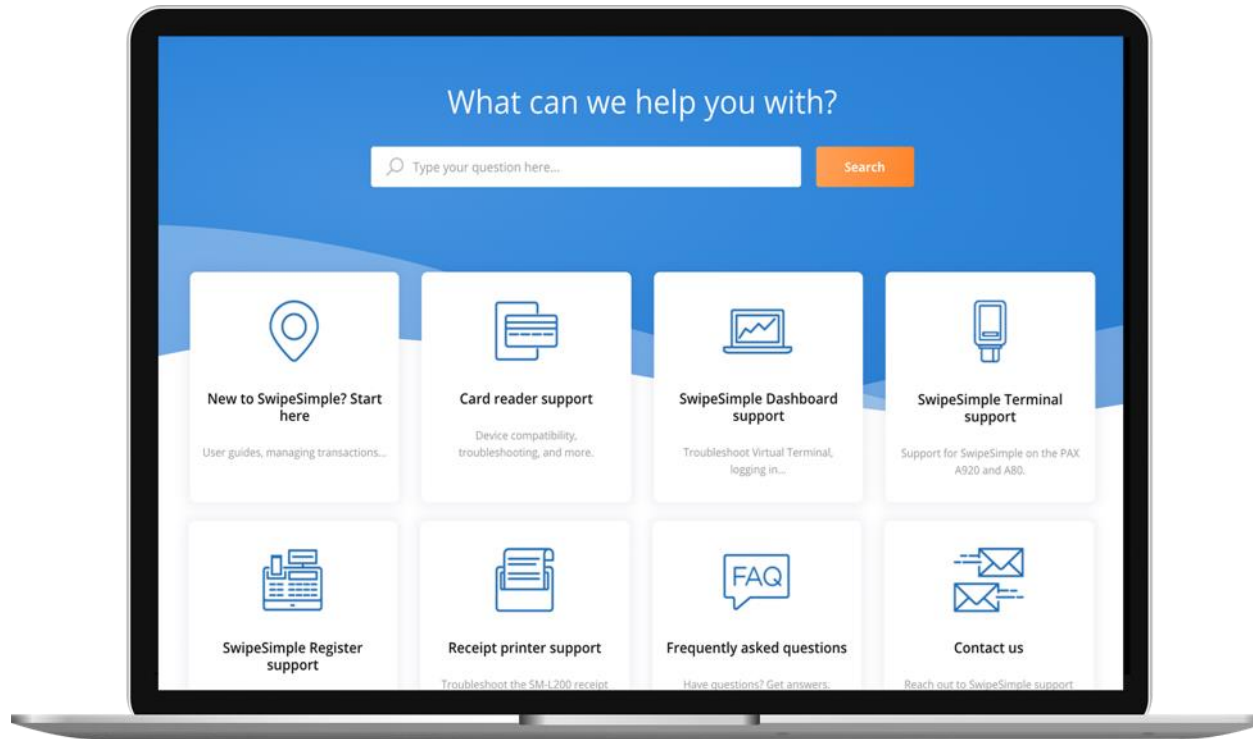
# Email Series



- Learn about new and existing features in a clear, easy way
- Sent twice per month
- Includes links to demo videos and additional sales resources

Sign up here: <https://fly.cardflight.com/l/748973/2019-08-07/2dvm>

# Customer Support Center



## Online Customer Support Center at **SwipeSimple.com**

- Viewable directly from the website -  
- no login required
- Comprehensive FAQs
- User guides
- Card reader compatibility lists
- Troubleshooting tips

# CardFlight Sales Support



**Natalia Leonardis**  
VP of Business Development

Email [natalia@cardflight.com](mailto:natalia@cardflight.com)



**Rinda Sutradhada**  
Partner Operations Associate

Email [rinda.sutradhada@cardflight.com](mailto:rinda.sutradhada@cardflight.com)

# About CardFlight

**CardFlight** is a leading payment technology company.

Trusted by more than

**100,000**  
merchants

Sold by 80+ banks, financial service providers, and ISOs.

We take the work out of taking payments.



**Simple. Easy-to-use.**

**Paysafe:**

**Thank you!**

**Paysafe:**

